

NEW ERA LEASING AND FINANCE LIMITED

Regd. Office: 23, Motia Khan, Rani Jhansi Road, New Delhi- 110055

CIN: L67120DL1984PLC018800; Tel No.: 011-69999350;

Email ID: neweraleasingfinance@gmail.com; Website: www.neweraleasingfinance.com

12th July, 2022

To,
The Executive Director,
The Calcutta Stock Exchange Limited,
7, Lyons Range, Dalhousie,
Kolkata-700 001, West Bengal
(Scrip Code: 12149)

**Sub: Submission of Shareholding Pattern of New Era Leasing and Finance Limited
("the Company") for the quarter ended 30th June, 2022**

Dear Sir/ Ma'am,


Please find enclosed herewith the Shareholding Pattern pursuant to Regulation 31(1) (b) of SEBI (Listing Obligations and Disclosure Requirements) Regulations, 2015 of the Company for the quarter ended 30th June, 2022.

Kindly take the same on your records.

Thanking You,

Yours Faithfully,

For New Era Leasing and Finance Limited



Rohtash Sharma
(Director)

Office Address: 23, Motia Khan, Rani
Jhansi Road, New Delhi- 110055

Encl: As mentioned above

Format of holding of specified securities

1. Name of Listed Entity: NEW ERA LEASING AND FINANCE LIMITED
2. Scrip Code/Name of Scrip/Class of Security
3. Share Holding Pattern Filed under: Reg. 31(1)(a)/Reg. 31(1)(b)/Reg.31(1)(c)
- a. If under 31(1)(b) then indicate the report for Quarter ending 30/06/2022
- b. If under 31(1)(c) then indicate date of allotment/extinguishment
4. **Declaration:** The Listed entity is required to submit the following declaration to the extent of submission of information:-

	Particulars	Yes*	No*
1.	Whether the Listed Entity has issued any partly paid up shares?		No
2.	Whether the Listed Entity has issued any Convertible Securities or Warrants?		No
3.	Whether the Listed Entity has any shares against which depository receipts are issued?		No
4.	Whether the Listed Entity has any shares in locked-in?		No
5.	Whether any shares held by promoters are pledge or otherwise encumbered?		No

** If the Listed Entity selects the option 'No' for the questions above, the columns for the partly paid up shares, Outstanding Convertible Securities/Warrants, depository receipts, locked-in shares, No of shares pledged or otherwise encumbered by promoters, as applicable, shall not be displayed at the time of dissemination on the Stock Exchange website. Also wherever there is 'No' declared by Listed Entity in above table the values will be considered as 'Zero' by default on submission of the format of holding of specified securities.*

5. The tabular format for disclosure of holding of specified securities is as follows:-

Table I - Summary Statement holding of specified securities

Category	Category of shareholder	Nos. of shareholders	No. of fully paid up equity shares held	No. of Partly paid-up equity shares held	No. of shares underlying Depository Receipts	Total nos. shares held	Shareholding as a % of total no. of shares (calculated as per SCRR, 1957) As a % of (A+B+C2)	Number of Voting Rights held in each class of securities			No. of Shares Outstanding convertible securities (including Warrants)	Shareholding, as a % assuming full conversion of convertible securities (as a percentage of diluted share capital) As a % of (A+B+C2)	Number of Locked in shares		Number of Shares pledged or otherwise encumbered		Number of equity shares held in dematerialized form	
								No of Voting Rights					Total as a % of (A+B+C)	No. (a)	As a % of total Shares held (b)	No. (a)		As a % of total Shares held (b)
								Class:Equity	Class:Debt	Total								
(I)	(II)	(III)	(IV)	(V)	(VI)	(VII)=(IV)+(V)+(VI)	(VIII)	(IX)			(X)	(XI)= (VII)+(X)	(XII)		(XIII)	(XIV)		
(A)	Promoter & Promoter Group	41	286057	0		286057	7.15	286057		286057.00	7.15	0	7.15	0		0		0
(B)	Public	2460	3713943	0		3713943	92.85	3713943		3713943.00	92.85	0	92.85	0		0		3216800
(C)	Non Promoter- Non Public					0												
(C1)	Shares underlying DRs	0			0	0		0		0	0.00			0		0		0
(C2)	Shares held by Employee Trusts	0	00	0		0	0.00	00		0	0.00		0.00	0		0		0
	Total	2501	4000000	0	0	4000000	100.00	4000000	0.00	4000000.00	100.00	0	100.00	0	0.00	0	0.00	3216800

Table II - Statement showing shareholding pattern of the Promoter and Promoter Group

	Category & Name of the Shareholders	Entity type i.e. promoter OR promoter group entity (except promoter)	PAN	No. of shareholder	No. of fully paid up equity shares held	Partly paid-up equity shares held	Nos. of shares underlying Depository Receipts	Total nos. shares held	Shareholding % calculated as per SCRR, 1957 As a % of (A+B+C2)	Number of Voting Rights held in each class of securities			No. of Shares Underlying Outstanding convertible securities (including Warrants)	Shareholding, as a % assuming full conversion of convertible securities (as a percentage of diluted share capital) as a % of A+B+C2	Number of Locked in shares		Number of Shares pledged or otherwise encumbered		Number of equity shares held in dematerialized form	
										No of Voting Rights		Total as a % of Total Voting rights			No. (a)	As a % of total shares held (b)	No. (a)	As a % of total shares held (b)		
										Class X	Class Y									Total
	(i)		(ii)	(iii)	(iv)	(v)	(vi)	(vii)=(iv)+(v)+(vi)	(viii)	(ix)			(x)	(xi)=(vii)+(x)	(xii)		(xiii)		(xiv)	
1	Indian																			
(a)	Individual/Hindu Undivided Family			41	286057	0	0	286057	7.15	286057	0	286057	7.15	0	7.15	0	0.00	0	0.00	0
	JASMINE CHAHAL				31500	0		31500	0.79	31500		31500	0.79	0	0.79	0	0.00	0	0.00	0
	DIVAS CHAHAL				31500	0		31500	0.79	31500		31500	0.79	0	0.79	0	0.00	0	0.00	0
	SUKH PAL SINGH				20000	0		20000	0.50	20000		20000	0.50	0	0.50	0	0.00	0	0.00	0
	MASTER HIMMAT SINGH				18700	0		18700	0.47	18700		18700	0.47	0	0.47	0	0.00	0	0.00	0
	MASTER GURPREET CHAHAL				13000	0		13000	0.33	13000		13000	0.33	0	0.33	0	0.00	0	0.00	0
	SUHKBIR KAUR				12500	0		12500	0.31	12500		12500	0.31	0	0.31	0	0.00	0	0.00	0
	PREETINDER KAUR				12500	0		12500	0.31	12500		12500	0.31	0	0.31	0	0.00	0	0.00	0
	MASTER HARISHARAN SINGH				12500	0		12500	0.31	12500		12500	0.31	0	0.31	0	0.00	0	0.00	0
	MOHINDER KAUR				12500	0		12500	0.31	12500		12500	0.31	0	0.31	0	0.00	0	0.00	0
	CAPT.NIRMALJEET SINGH				11901	0		11901	0.30	11901		11901	0.30	0	0.30	0	0.00	0	0.00	0
	MASTER GURTEJ CHAHAL				10000	0		10000	0.25	10000		10000	0.25	0	0.25	0	0.00	0	0.00	0
	HARI MOHINDER KAUR				7001	0		7001	0.18	7001		7001	0.18	0	0.18	0	0.00	0	0.00	0
	TEJINDER KAUR				7001	0		7001	0.18	7001		7001	0.18	0	0.18	0	0.00	0	0.00	0
	PARAMJEET KAUR				7001	0		7001	0.18	7001		7001	0.18	0	0.18	0	0.00	0	0.00	0
	AMARINDER KAUR				7000	0		7000	0.18	7000		7000	0.18	0	0.18	0	0.00	0	0.00	0
	TEJPAL SINGH				7000	0		7000	0.18	7000		7000	0.18	0	0.18	0	0.00	0	0.00	0
	SIMARJEET GILL				6500	0		6500	0.16	6500		6500	0.16	0	0.16	0	0.00	0	0.00	0
	HARPAL SINGH				6500	0		6500	0.16	6500		6500	0.16	0	0.16	0	0.00	0	0.00	0
	DIDAR SINGH				6500	0		6500	0.16	6500		6500	0.16	0	0.16	0	0.00	0	0.00	0
	H.D.SINGH.(HUF)				5501	0		5501	0.14	5501		5501	0.14	0	0.14	0	0.00	0	0.00	0
	GURCHANARAN SINGH				5000	0		5000	0.13	5000		5000	0.13	0	0.13	0	0.00	0	0.00	0
	KIRANDEEP KAUR				4550	0		4550	0.11	4550		4550	0.11	0	0.11	0	0.00	0	0.00	0
	MANBIR SANGHA				4000	0		4000	0.10	4000		4000	0.10	0	0.10	0	0.00	0	0.00	0
	SUMEET KAUR				3900	0		3900	0.10	3900		3900	0.10	0	0.10	0	0.00	0	0.00	0
	JASVINDER SINGH PUJJI				2600	0		2600	0.07	2600		2600	0.07	0	0.07	0	0.00	0	0.00	0
	HARVINDER SINGH PUJJI				2600	0		2600	0.07	2600		2600	0.07	0	0.07	0	0.00	0	0.00	0
	GURBAX KAUR				2600	0		2600	0.07	2600		2600	0.07	0	0.07	0	0.00	0	0.00	0
	S.RAJINDER SINGH				2200	0		2200	0.06	2200		2200	0.06	0	0.06	0	0.00	0	0.00	0
	NARINDER PAL KAUR				2000	0		2000	0.05	2000		2000	0.05	0	0.05	0	0.00	0	0.00	0
	MASTER ARIJUN SINGH				1000	0		1000	0.03	1000		1000	0.03	0	0.03	0	0.00	0	0.00	0
	MOHINDER JIT KAUR				1000	0		1000	0.03	1000		1000	0.03	0	0.03	0	0.00	0	0.00	0
	COL. GURBAX SINGH				1000	0		1000	0.03	1000		1000	0.03	0	0.03	0	0.00	0	0.00	0
	WARYAM SINGH				1000	0		1000	0.03	1000		1000	0.03	0	0.03	0	0.00	0	0.00	0
	S. PRABHJEET SINGH				1000	0		1000	0.03	1000		1000	0.03	0	0.03	0	0.00	0	0.00	0
	JASBINDER SINGH				1000	0		1000	0.03	1000		1000	0.03	0	0.03	0	0.00	0	0.00	0
	JASPAL SINGH				1000	0		1000	0.03	1000		1000	0.03	0	0.03	0	0.00	0	0.00	0
	SARDAR SATNAM SINGH				1000	0		1000	0.03	1000		1000	0.03	0	0.03	0	0.00	0	0.00	0
	JAIWANT SINGH				1000	0		1000	0.03	1000		1000	0.03	0	0.03	0	0.00	0	0.00	0
	HARMAIL KAUR				1000	0		1000	0.03	1000		1000	0.03	0	0.03	0	0.00	0	0.00	0
	MANMOHAN SINGH				1	0		1	0.00	1		1	0.00	0	0.00	0	0.00	0	0.00	0
	MANJIT SINGH				1	0		1	0.00	1		1	0.00	0	0.00	0	0.00	0	0.00	0
(b)	Central Government/State Government(s)			0	0	0	0	0	0.00	0	0	0	0.00	0	0.00	0	0.00	0	0.00	0
(c)	Financial Institutions/Banks			0	0	0	0	0	0.00	0	0	0	0.00	0	0.00	0	0.00	0	0.00	0
(d)	Any Other (Specify)			0	0	0	0	0	0.00	0	0	0	0.00	0	0.00	0	0.00	0	0.00	0
	Sub Total (A)(1)			41	286057	0	0	286057	7.15	286057	0	286057	7.15	0	7.15	0	0.00	0	0.00	0
2	Foreign								0.00				0.00		0.00				0.00	
(a)	Individual/Non Resident Individual/Foreign Individual			0	0	0	0	0	0.00	0	0	0	0.00	0	0.00	0	0.00	0	0.00	0
(b)	Government			0	0	0	0	0	0.00	0	0	0	0.00	0	0.00	0	0.00	0	0.00	0
(c)	Institutions			0	0	0	0	0	0.00	0	0	0	0.00	0	0.00	0	0.00	0	0.00	0
(d)	Foreign Portfolio Investor			0	0	0	0	0	0.00	0	0	0	0.00	0	0.00	0	0.00	0	0.00	0
(e)	Any Other (Specify)			0	0	0	0	0	0.00	0	0	0	0.00	0	0.00	0	0.00	0	0.00	0
	Sub Total (A)(2)			0	0	0	0	0	0.00	0	0	0	0.00	0	0.00	0	0.00	0	0.00	0
	Total Shareholding of Promoter and Promoter Group (A)=(A)(1)+(A)(2)			41	286057	0	0	286057	7.15	286057	0	286057	7.15	0	7.15	0	0.00	0	0.00	0

Table III - Statement showing shareholding pattern of the Public shareholder


	Category & Name of the Shareholders	PAN	Nos. of share holder	No. of fully paid up equity shares held	Partly paid-up equity shares held	Nos. of shares underlying Depository Receipts	Total nos. shares held	Shareholding % calculate d as per SCRR, 1957 As a % of (A+B+C2)	Number of Voting Rights held in each class of securities			No. of Shares Underlying Outstanding convertible securities (including Warrants)	Total shareholding, as a % assuming full conversion of convertible securities (as a percentage of diluted share capital)	Number of Locked in shares		Number of Shares pledged or otherwise encumbered		Number of equity shares held in dematerializ ed form	
									No of Voting Rights		Total as a % of Total Voting rights			No. (a)	As a % of total Shares held (b)	No. (Not applicable) (a)	As a % of total shares held (Not applicable) (b)		
									Class X	Class Y									Total
	(I)	(II)	(III)	(IV)	(V)	(VI)	(VII)=(IV)+(V)+(VI)	(VIII)	(IX)			(X)	(XI)= (VII)+(X)	(XII)		(XIII)	(XIV)		
1	Institutions																		
(a)	Mutual Fund		0	0	0		0	0.00	0	0	0.00	0	0.00	0	0.00	0	0.00	0	
(b)	Venture Capital Funds		0	0	0		0	0.00	0	0	0.00	0	0.00	0	0.00	0	0.00	0	
(c)	Alternate Investment Funds		0	0	0		0	0.00	0	0	0.00	0	0.00	0	0.00	0	0.00	0	
(d)	Foreign Venture Capital Investor		0	0	0		0	0.00	0	0	0.00	0	0.00	0	0.00	0	0.00	0	
(e)	Foreign Portfolio Investors		0	0	0		0	0.00	0	0	0.00	0	0.00	0	0.00	0	0.00	0	
(f)	Financial Institutions/Banks		0	0	0		0	0.00	0	0	0.00	0	0.00	0	0.00	0	0.00	0	
(g)	Insurance Companies		0	0	0		0	0.00	0	0	0.00	0	0.00	0	0.00	0	0.00	0	
(h)	Provident Fund/Pensions Funds		0	0	0		0	0.00	0	0	0.00	0	0.00	0	0.00	0	0.00	0	
(i)	Any Other Specify		0	0	0		0	0.00	0	0	0.00	0	0.00	0	0.00	0	0.00	0	
	Sub Total (B)(1)		0	0	0	0	0	0.00	0	0	0.00	0	0.00	0	0.00	0	0.00	0	
2	Central Government/State Government/President of India		0	0	0		0	0.00	0	0	0.00	0	0.00	0	0.00	0	0.00	0	
	Sub Total (B)(2)		0	0	0	0	0	0.00	0	0	0.00	0	0.00	0	0.00	0	0.00	0	
3	Non-Institutions																		
(a)	1. Individual Shareholders holding Nominal Share Capital		2446	464743	0		464743	11.62	464743		464743	11.62	0	11.62	0	0.00	0	0.00	3500
	2. Individual Shareholders holding Nominal Share Capital Above 2 Lacs		4	142300	0		142300	3.56	142300		142300	3.56	0	3.56	0	0.00	0	0.00	106800
(b)	NBFCs Registered with RBI		0	0	0		0	0.00	0		0	0.00	0	0.00	0	0.00	0	0.00	0
(c)	Employee Trusts		0	0	0		0	0.00	0		0	0.00	0	0.00	0	0.00	0	0.00	0
(e)	Any other (Specify)		0	0	0		0	0.00	0		0	0.00	0	0.00	0	0.00	0	0.00	0
(e1)	Bodies Corporate		6	3000300	0		3000300	75.01	3000300		3000300	75.01	0	75.01	0	0.00	0	0.00	3000000
	SOBHAGYA-NEW ERA LEASING AND FINANCE LIMITED- PREFERENTIAL AL	AAACN0535G		2640000	0		2640000	66.00	2640000		2640000	66.00	0	66.00	0	0.00	0	0.00	2640000
	SUPERDEAL REALTORS PRIVATE LIMITED	AAOCS3887Q		130000	0		130000	3.25	130000		130000	3.25	0	3.25	0	0.00	0	0.00	130000
	SPEEDWELL CONSTRUCTION PRIVATE LIMITED	AAOCS3884P		130000	0		130000	3.25	130000		130000	3.25	0	3.25	0	0.00	0	0.00	130000
	NEEDFUL FINANCIAL CONSULTANTS PRIVATE LIMITED	AADCN3128J		100000	0		100000	2.50	100000		100000	2.50	0	2.50	0	0.00	0	0.00	100000
(e2)	Non Resident Indians		0	0	0		0	0.00	0		0	0.00	0	0.00	0	0.00	0	0.00	0
(e3)	Resident Indian Huf		4	106600	0		106600	2.67	106600		106600	2.67	0	2.67	0	0.00	0	0.00	106500
(e4)	Trusts		0	0	0		0	0.00	0		0	0.00	0	0.00	0	0.00	0	0.00	0
(e5)	Clearing Members/House		0	0	0		0	0.00	0		0	0.00	0	0.00	0	0.00	0	0.00	0
(e6)	Foreign Companies		0	0	0		0	0.00	0		0	0.00	0	0.00	0	0.00	0	0.00	0
(e7)	IEPF		0	0	0		0	0.00	0		0	0.00	0	0.00	0	0.00	0	0.00	0
(e8)	Escrow Account		0	0	0		0	0.00	0		0	0.00	0	0.00	0	0.00	0	0.00	0
(e9)	Firms		0	0	0		0	0.00	0		0	0.00	0	0.00	0	0.00	0	0.00	0
(e10)	Others		0	0	0		0	0.00	0		0	0.00	0	0.00	0	0.00	0	0.00	0
	Sub Total (B)(3)		2460	3713943	0	0	3713943	92.85	3713943	0	3713943	92.85	0	92.85	0	0.00	0	0.00	3216800
	Total Public Shareholding (B)= (B)(1)+(B)(2) + B (3)		2460	3713943	0	0	3713943	92.85	3713943	0	3713943	92.85	0	92.85	0	0.00	0	0.00	3216800

Table IV - Statement showing shareholding pattern of the Non Promoter- Non Public shareholder

Category & Name of the Shareholders	PAN	No. of shareholder	No. of fully paid up equity shares held	Partly paid-up equity shares held	Nos. of shares underlying Depository Receipts	Total no. shares held	Shareholding % calculate d as per SCRR, 1957 As a % of (A+B+C2)	Number of Voting Rights held in each class of securities			No. of Shares Underlying Outstanding convertible securities (including Warrants)	Total shareholding , as a % assuming full conversion of convertible securities (as a percentage of diluted share capital)	Number of Locked In shares		Number of Shares pledged or otherwise encumbered		Number of equity shares held in dematerializ ed form (Not Applicable)	
								No of Voting Rights					Total as a % of Total Voting rights	No.	As a % of total Shares held	No. (Not applicabl e)		As a % of total share s held (Not applic
								Class X	Class Y	Total								
(i)	(ii)	(iii)	(iv)	(v)	(vi)	(vii)=(iv)+(v)+(vi)	(viii)	(ix)			(x)	(xi)= (vii)+(x)	(xii)		(xiii)	(xiv)		
C1 Custodian/DR Holder		0	0	0	0	0	0	0	0	0	0.00	0	0	0	0.00	0	0.00	0
C2 Employees Benefit Trust (Under SEBI (Share Based Employee Benefit Regulation 2014)		0	0	0	0	0	0	0	0	0	0.00	0	0	0.00	0	0.00	0	0
Total Non Promoter Non Public Shareholding (C)= (C)(1)+(C)(2)		0	0	0	0	0	0	0	0	0	0.00	0	0	0.00	0	0.00	0	0

On behalf of the Board
For New Era Leasing and Finance Limited

Rohtash
Rohtash Sharma
(Director)
DIN: 06804507
Office Address: 23 Motia Khan, Jhansi Road, New Delhi-110055



Date: 12-07-2022
Place: New Delhi

Table V - Statement Showing Details of Significant beneficial Owners (SBOs)


Sr.No.	Details of the SBO			Details of the Registered Owner			Details of Holding/ exercise of right of the SBO in the reporting company, Whether direct or Indirect			Date of creation / acquisition of significant beneficial interest
	(I)			(II)			(III)			(IV)
	Name	PAN/Passport No. in case of a foreign national	Nationality	Name	PAN/Passport No. in case of a foreign national	Nationality	Whether by Virtue of :			
							Shares		%	
							Voting Rights		%	
							Rights of distributable dividend or any other distribution		%	
							Exercise of control			
							Exercise of significant influence			

* In case the nature of the holding/ exercise of the right of a SBO falls under multiple categories specified under (a) to (e) under Column III, multiple rows for the same SBO shall be insertedaccordingly for each of the categories.

* This column shall have the details as specified by the listed entity under Form No. BEN-2 as submitted to the Registrar.

On behalf of the Board

For New Era Leasing and Finance Limited

Rohtash


Rohtash Sharma

(Director)

DIN: 06804507

Office Address: 23 Motia Khan, Rani Jhansi Road, New Delhi-110055

Date: 12-07-2022

Place: New Delhi

(cl) Bodies Corporate										
Sr. No	Pan Number	Name of Shareholders	FP - Shares	PP- Shares	Total Shares	%age	Nom. Value	Deb entures	Code	Category
1	AAACN0535G	SOBHAGYA-NEW ERA LEASING AND FINANCE LIMITED-PREFERENTIAL AL	2640000	0	2640000	66.00	2,64,00,000	0	B3E1	LTD - BODIES CORPORATE-OTHERS
2	AAOCS3887Q	SUPERDEAL REALTORS PRIVATE LIMITED	130000	0	130000	3.25	13,00,000	0	B3E1	LTD - BODIES CORPORATE-DOMESTIC
3	AAOCS3884P	SPEEDWELL CONSTRUCTION PRIVATE LIMITED	130000	0	130000	3.25	13,00,000	0	B3E1	LTD - BODIES CORPORATE-DOMESTIC
4	AADCN3128J	NEEDFUL FINANCIAL CONSULTANTS PRIVATE LIMITED	100000	0	100000	2.50	10,00,000	0	B3E1	LTD - BODIES CORPORATE-DOMESTIC
5	Not Available	MITPAN INVEBTMENT CO.PVT,LTD.	200	0	200	0.01	2,000	0	B3E1	LTD - BODIES CORPORATE DOMESTIC
6	Not Available	CHADHA MOTOR TPT.CO.(P)LTD.	100	0	100	0.00	1,000	0	B3E1	LTD - BODIES CORPORATE DOMESTIC
Total					3000300	75.01	3,00,03,000	0		

On behalf of the Board

For New Era Leasing and Finance Limited

Rohtash
Rohtash Sharma
(Director)

DIN: 06804507

Office Address: 23 Motia Khan, Rani Jhansi Road, New Delhi-110055

Date: 12-07-2022

Place: Delhi

(e3)	HUF									
Sr.No	Pan Number	Name of Shareholders	FP -Shares	PP- Shares	Total Shares	%age	Nom.Value	Debentures	Code	Category
1	AAYHS6120B	SAURABH SANGAL HUF	35500	0	35500	0.8875	355000.00	0	B3E3	HUF - HUF /APOS
2	AAQHS0327A	SHATANAND SHARMA & SONS (HUF)	35500	0	35500	0.8875	355000.00	0	B3E3	HUF - RESIDENT HUF /APOS
3	AACHH9172E	HARI BHUSHAN AND SONS HUF	35500	0	35500	0.8875	355000.00	0	B3E3	HUF - RESIDENT HUF /APOS
4	Not Available	KEWAL KHANNA HUF	100	0	100	0.0025	1000.00	0	B3E3	HUF - RESIDENT HUF /APOS
	Total				106600	2.665	1066000	0		

Individual Shareholders Holding Nominal Share Capital Above Rs. 2 Lac										
Sr.No	Pan Number	Name of Shareholders	FP -Shares	PP- Shares	Total Shares	%age	Nom.Value	Debentures	Code	Category
1	CLMPS4814D	BUDDHAN SINGH	35800	0	35800	0.8950	358000	0	B3A	PUB - RESIDENT INDIAN
2	AGEPK0307J	DEEPAK KANSAL	35500	0	35500	0.8875	355000	0	B3A	PUB - RESIDENT ORDINARY
3	AAMPJ1117D	ANIL KUMAR JAIN	35500	0	35500	0.8875	355000	0	B3A	PUB - RESIDENT INDIVIDUAL-NEGATIVE NOMINATIONS
4	Not Available	ANIL JAIN	35500	0	35500	0.8875	355000	0	B3A	PUB - RESIDENT INDIAN
	Total				142300	3.5575	1423000	0		

NEW ERA LEASING AND FINANCE LIMITED

DISTRIBUTION OF 4000000 EQUITY SHARE CAPITAL AS ON :30/06/2022

PAN CONSOLIDATION

Share or Debenture holding Nominal Value (Rs.)	Number of Shareholders	% to Total Numbers	Share or Debenture holding Amount (Rs.)	% to Total Amount
1	2	3	4	5
Up To 5,000	2391	95.60	3646520.00	9.12
5001 To 10,000	56	2.24	430430.00	1.08
10001 To 20,000	6	0.24	91000.00	0.23
20001 To 30,000	7	0.28	180000.00	0.45
30001 To 40,000	2	0.08	79000.00	0.20
40001 To 50,000	2	0.08	95500.00	0.24
50001 To 1,00,000	15	0.60	1098540.00	2.75
1,00,000 and Above	22	0.88	34379010.00	85.95
Total	2501	100.00	40000000.00	100.00

PAN CONSOLIDATION				
No. of Shares or Debentures	Number of Shareholders	% to Total Numbers	Share or Debenture Held	% to Holding
1	2	3	4	5
Up To 500	2391	95.60	364652.00	9.12
501 To 1000	56	2.24	43043.00	1.08
1001 To 2000	6	0.24	9100.00	0.23
2001 To 3000	7	0.28	18000.00	0.45
3001 To 4000	2	0.08	7900.00	0.20
4001 To 5000	2	0.08	9550.00	0.24
5001 To 10000	15	0.60	109854.00	2.75
10000 and Above	22	0.88	3437901.00	85.95
Total	2501	100.00	4000000.00	100.00

WITHOUT PAN CONSOLIDATION				
Share or Debenture holding Nominal Value (Rs.)	Number of Shareholders	% to Total Numbers	Share or Debenture holding Amount (Rs.)	% to Total Amount
1	2	3	4	5
Up To 5,000	2391	95.60	3646520.00	9.12
5001 To 10,000	56	2.24	430430.00	1.08
10001 To 20,000	6	0.24	91000.00	0.23
20001 To 30,000	7	0.28	180000.00	0.45
30001 To 40,000	2	0.08	79000.00	0.20
40001 To 50,000	2	0.08	95500.00	0.24
50001 To 1,00,000	15	0.60	1098540.00	2.75
1,00,000 and Above	22	0.88	34379010.00	85.95
Total	2501	100.00	40000000.00	100.00

WITHOUT PAN CONSOLIDATION (SHARES)				
No. of Shares or Debentures	Number of Shareholders	% to Total Numbers	Share or Debenture Holding	% to Total Shareholding
1	2	3	4	5
Up To 500	2391	95.60	364652.00	9.12
501 To 1000	56	2.24	43043.00	1.08
1001 To 2000	6	0.24	9100.00	0.23
2001 To 3000	7	0.28	18000.00	0.45
3001 To 4000	2	0.08	7900.00	0.20
4001 To 5000	2	0.08	9550.00	0.24
5001 To 10000	15	0.60	109854.00	2.75
10000 and Above	22	0.88	3437901.00	85.95
Total	2501	100.00	4000000.00	100.00