

**NEW ERA LEASING AND FINANCE LIMITED**

Regd. Office: 23, Motia Khan, Rani Jhansi Road, New Delhi- 110055

CIN: L67120DL1984PLC018800; Tel No.: 011-69999350;

Email ID: [neweraleasingfinance@gmail.com](mailto:neweraleasingfinance@gmail.com); Website: [www.neweraleasingfinance.com](http://www.neweraleasingfinance.com)

---

09<sup>th</sup> January, 2023

To,  
The Executive Director,  
The Calcutta Stock Exchange Limited,  
7, Lyons Range, Dalhousie,  
Kolkata-700 001, West Bengal  
(Scrip Code: 12149)


**Sub: Submission of Shareholding Pattern of New Era Leasing and Finance Limited**  
**("the Company") for the quarter ended as on 31<sup>st</sup> December, 2022**

Dear Sir/ Ma'am,

Please find enclosed herewith the Shareholding Pattern pursuant to Regulation 31(1) (b) of SEBI (Listing Obligations and Disclosure Requirements) Regulations, 2015 of the Company for the quarter ended 31<sup>st</sup> December, 2022.

Kindly take the same on your records.

Thanking You,  
For New Era Leasing and Finance Limited



**Mamta Goyal**  
**(Company Secretary and Compliance Officer)**

**Office Address:** 23, Motia Khan, Rani  
Jhansi Road, New Delhi- 110055

***Encl: As mentioned above***

Format of holding of specified securities

NEW ERA LEASING AND FINANCE LIMITED

1. Name of Listed Entity:

24303

2. Scrip Code/Name of Scrip/Class of Security

3. Share Holding Pattern Filed under: Reg. 31(1)(a)/Reg. 31(1)(b)/Reg.31(1)(c)

31/12/2022

a. If under 31(1)(b) then indicate the report for Quarter ending

b. If under 31(1)(c) then indicate date of allotment/extinguishment

4. Declaration: The Listed entity is required to submit the following declaration to the extent of submission of information:-

Particulars		Yes*	No*
1.	Whether the Listed Entity has issued any partly paid up shares?		No
2.	Whether the Listed Entity has issued any Convertible Securities or Warrants?		No
3.	Whether the Listed Entity has any shares against which depository receipts are issued?		No
4.	Whether the Listed Entity has any shares in locked-in?		No
5.	Whether any shares held by promoters are pledge or otherwise encumbered?		No

\* If the Listed Entity selects the option 'No' for the questions above, the columns for the partly paid up shares, Outstanding Convertible Securities/Warrants, depository receipts, locked-in shares, No of shares pledged or otherwise encumbered by promoters, as applicable, shall not be displayed at the time of dissemination on the Stock Exchange website. Also wherever there is 'No' declared by Listed Entity in above table the values will be considered as 'Zero' by default on submission of the format of holding of specified securities.

5. The tabular format for disclosure of holding of specified securities is as follows:-

Table I - Summary Statement holding of specified securities

Category	Category of shareholder	Nos. of share holders	No. of fully paid up equity shares held	No. of Partly paid-up equity shares held	No. of shares underlying Depository Receipts	Total nos. shares held	Shareholding as a % of total no. of shares (calculated as per SCRR, 1957) As a % of (A+B+C2)	Number of Voting Rights held in each class of securities				No. of Shares Underlying Outstanding convertible securities (including Warrants)	Shareholding, as a % assuming full conversion of convertible securities (as a percentage of diluted share capital) As a % of (A+B+C2)	Number of Locked in shares		Number of Shares pledged or otherwise encumbered		Number of equity shares held in dematerialized form
								No of Voting Rights			Total as a % of (A+B+C)			No. (a)	As a % of total Shares held (b)	No. (a)	As a % of total Shares held (b)	
								Class:Equity	Class:Debt	Total								
(i)	(ii)	(iii)	(iv)	(v)	(vi)	(vii)=(iv)+(v)+(vi)	(viii)	(ix)				(x)	(xi)=(vii)+(x)	(xii)		(xiii)		(xiv)
(A)	Promoter & Promoter Group	41	286057	0		286057	7.15	286057		286057.00	7.15	0	7.15	0		0		0
(B)	Public	2460	3713943	0		3713943	92.85	3713943		3713943.00	92.85	0	92.85	0		0		3216800
(C)	Non Promoter- Non Public					0												
(C1)	Shares underlying DRs	0			0	0		0		0	0.00			0		0		0
(C2)	Shares held by Employee Trusts	0	00	0		0	0.00	00		0	0.00	0	0.00	0		0		0
	Total	2501	4000000	0	0	4000000	100.00	4000000	0.00	4000000.00	100.00	0	100.00	0	0.00	0	0.00	3216800

Table B - Statement showing shareholding patterns of the Promoter and Promoter Group

Sl. No.	Category & Name of the Shareholders	Entity Type (a. promoter OR promoter group entity (except promoter))	PAN	No. of shares held	No. of fully paid up equity shares held	Partly paid-up equity shares held	No. of shares underlying Depository Receipts	Total nos. shares held	Shareholding % calculated as per SCRR, 1957 As a % of (A+B+C2)	Number of Voting Rights held in each class of securities			No. of Shares Underlying Outstanding convertible securities (Including Warrants)	Shareholding, as a % assuming full conversion of convertible securities (as a % of A+B+C2)	Number of Locked in shares		Number of Shares pledged or otherwise encumbered		Number of equity shares held in dematerialized form	
										No of Voting Rights					Total as a % of Total Voting rights	No. (a)	As a % of total Shares held (b)	No. (a)		As a % of total Shares held (b)
										Class X	Class Y	Total								
1	Individuals																			
(a)	Individuals/ Hubs Unaffiliated Family			41	286057	0	0	286057	7.35	286057	0	286057	7.35	0	7.35	0	0.00	0	0.00	0
	JASMINE CHAHAL				31500	0		31500	0.79	31500	0	31500	0.79	0	0.79	0	0.00	0	0.00	0
	DIWAS CHAHAL				31500	0		31500	0.79	31500	0	31500	0.79	0	0.79	0	0.00	0	0.00	0
	SURESH PAL SINGH				20000	0		20000	0.50	20000	0	20000	0.50	0	0.50	0	0.00	0	0.00	0
	MASTER HIMMAT SINGH				18700	0		18700	0.47	18700	0	18700	0.47	0	0.47	0	0.00	0	0.00	0
	MASTER GURPREET CHAHAL				13000	0		13000	0.33	13000	0	13000	0.33	0	0.33	0	0.00	0	0.00	0
	SUNJIBIR KAUR				12500	0		12500	0.31	12500	0	12500	0.31	0	0.31	0	0.00	0	0.00	0
	PREETINDER KAUR				12500	0		12500	0.31	12500	0	12500	0.31	0	0.31	0	0.00	0	0.00	0
	MASTER HARISHARAN SINGH				12500	0		12500	0.31	12500	0	12500	0.31	0	0.31	0	0.00	0	0.00	0
	MOHINDER KAUR				12500	0		12500	0.31	12500	0	12500	0.31	0	0.31	0	0.00	0	0.00	0
	CAPT. ANJALJEET SINGH				11901	0		11901	0.30	11901	0	11901	0.30	0	0.30	0	0.00	0	0.00	0
	MASTER GURJEET CHAHAL				10000	0		10000	0.25	10000	0	10000	0.25	0	0.25	0	0.00	0	0.00	0
	HARI MOHENDER KAUR				7001	0		7001	0.18	7001	0	7001	0.18	0	0.18	0	0.00	0	0.00	0
	TEJINDER KAUR				7001	0		7001	0.18	7001	0	7001	0.18	0	0.18	0	0.00	0	0.00	0
	PARAMJEET KAUR				7001	0		7001	0.18	7001	0	7001	0.18	0	0.18	0	0.00	0	0.00	0
	AMARINDER KAUR				7000	0		7000	0.18	7000	0	7000	0.18	0	0.18	0	0.00	0	0.00	0
	TEJPAL SINGH				7000	0		7000	0.18	7000	0	7000	0.18	0	0.18	0	0.00	0	0.00	0
	SIMARJEET DILL				6000	0		6000	0.16	6000	0	6000	0.16	0	0.16	0	0.00	0	0.00	0
	HARPAL SINGH				6000	0		6000	0.16	6000	0	6000	0.16	0	0.16	0	0.00	0	0.00	0
	DIDAR SINGH				6000	0		6000	0.16	6000	0	6000	0.16	0	0.16	0	0.00	0	0.00	0
	H.D.SINGH (HUF)				5001	0		5001	0.14	5001	0	5001	0.14	0	0.14	0	0.00	0	0.00	0
	GURCHARAN SINGH				5000	0		5000	0.13	5000	0	5000	0.13	0	0.13	0	0.00	0	0.00	0
	KIRANDEEP KAUR				4550	0		4550	0.11	4550	0	4550	0.11	0	0.11	0	0.00	0	0.00	0
	MANJIB SANGHA				4000	0		4000	0.10	4000	0	4000	0.10	0	0.10	0	0.00	0	0.00	0
	SUMJEET KAUR				3900	0		3900	0.10	3900	0	3900	0.10	0	0.10	0	0.00	0	0.00	0
	JASVINDER SINGH PUSI				2600	0		2600	0.07	2600	0	2600	0.07	0	0.07	0	0.00	0	0.00	0
	HARVINDER SINGH PUSI				2600	0		2600	0.07	2600	0	2600	0.07	0	0.07	0	0.00	0	0.00	0
	GURBAX KAUR				2600	0		2600	0.07	2600	0	2600	0.07	0	0.07	0	0.00	0	0.00	0
	L.RANDEEP SINGH				2000	0		2000	0.05	2000	0	2000	0.05	0	0.05	0	0.00	0	0.00	0
	RAMINDER PAL KAUR				2000	0		2000	0.05	2000	0	2000	0.05	0	0.05	0	0.00	0	0.00	0
	MASTER ANJAN SINGH				1000	0		1000	0.03	1000	0	1000	0.03	0	0.03	0	0.00	0	0.00	0
	MOHINDER B. JI KAUR				1000	0		1000	0.03	1000	0	1000	0.03	0	0.03	0	0.00	0	0.00	0
	DR. GURBAX SINGH				1000	0		1000	0.03	1000	0	1000	0.03	0	0.03	0	0.00	0	0.00	0
	WARJAM SINGH				1000	0		1000	0.03	1000	0	1000	0.03	0	0.03	0	0.00	0	0.00	0
	L. PREETIJEET SINGH				1000	0		1000	0.03	1000	0	1000	0.03	0	0.03	0	0.00	0	0.00	0
	JALINDER SINGH				1000	0		1000	0.03	1000	0	1000	0.03	0	0.03	0	0.00	0	0.00	0
	JASPAL SINGH				1000	0		1000	0.03	1000	0	1000	0.03	0	0.03	0	0.00	0	0.00	0
	SARVAS SATTAM SINGH				1000	0		1000	0.03	1000	0	1000	0.03	0	0.03	0	0.00	0	0.00	0
	ANVAY SINGH				1000	0		1000	0.03	1000	0	1000	0.03	0	0.03	0	0.00	0	0.00	0
	HARJAMAL KAUR				1000	0		1000	0.03	1000	0	1000	0.03	0	0.03	0	0.00	0	0.00	0
	MANMOHAN SINGH				1000	0		1000	0.03	1000	0	1000	0.03	0	0.03	0	0.00	0	0.00	0
	MANJEET SINGH				1	0		1	0.00	1	0	1	0.00	0	0.00	0	0.00	0	0.00	0
	Central Government/State Government(s)			0	0	0	0	0	0.00	0	0	0	0.00	0	0.00	0	0.00	0	0.00	0
	Promoted Institutions/Banks			0	0	0	0	0	0.00	0	0	0	0.00	0	0.00	0	0.00	0	0.00	0
	Any Other Entity(s)			0	0	0	0	0	0.00	0	0	0	0.00	0	0.00	0	0.00	0	0.00	0
	Sub Total (A1)			41	286057	0	0	286057	7.35	286057	0	286057	7.35	0	7.35	0	0.00	0	0.00	0
2	Foreign			0	0	0	0	0	0.00	0	0	0	0.00	0	0.00	0	0.00	0	0.00	0
	Individuals/Non Resident Individuals/Foreign			0	0	0	0	0	0.00	0	0	0	0.00	0	0.00	0	0.00	0	0.00	0
	Government			0	0	0	0	0	0.00	0	0	0	0.00	0	0.00	0	0.00	0	0.00	0
	Institutions			0	0	0	0	0	0.00	0	0	0	0.00	0	0.00	0	0.00	0	0.00	0
	Foreign Portfolio Investor			0	0	0	0	0	0.00	0	0	0	0.00	0	0.00	0	0.00	0	0.00	0
	Any Other Entity(s)			0	0	0	0	0	0.00	0	0	0	0.00	0	0.00	0	0.00	0	0.00	0
	Sub Total (A2)			0	0	0	0	0	0.00	0	0	0	0.00	0	0.00	0	0.00	0	0.00	0
	Total Shareholding of Promoter and Promoter Group (A1)+(A2)			41	286057	0	0	286057	7.35	286057	0	286057	7.35	0	7.35	0	0.00	0	0.00	0

Table III - Statement showing shareholding pattern of the Public shareholder

Category & Name of the Shareholder	PAN	Nos. of shares held	No. of fully paid up equity shares held	Partly paid-up equity shares held	Nos. of shares underlying Depository Receipts	Total nos. shares held	Shareholding % calculated as per SCRR, 1957 As % of (IV)-(V)-(VI)	Number of Voting Rights held in each class of securities			No. of Shares Underlying Outstanding convertible securities (including Warrants)	Total Shareholding, as a % assuming full conversion of convertible securities (as a percentage of diluted share capital)	Number of Locked in shares	Number of Shares pledged or otherwise encumbered	Number of equity shares held in dematerialized form	Sub-categorization of shares (DV)							
								No. of Voting Rights								Total as a % of Total Voting Rights	No. (a)	As a % of total Shares held (b)	No. (Not applicable) (c)	As a % of total shares held (Out of applicable) (d)	Shareholding (No. of shares) under		
								Class X	Class Y	Total											Sub-category (i)	Sub-category (ii)	Sub-category (iii)
(I)	(II)	(III)	(IV)	(V)	(VI)	(VII)-(VIII)-(IX)-(X)	(XI)	(XII)	(XIII)	(XIV)	(XV)	(XVI)	(XVII)	(XVIII)	(XIX)	(XX)							
1 Institutional Domestic																							
(a) Mutual Fund		0	0	0	0	0	0.00	0	0	0	0.00	0	0.00	0	0	0	0						
(b) Venture Capital Funds		0	0	0	0	0	0.00	0	0	0	0.00	0	0.00	0	0	0	0						
(c) Alternative Investment Funds		0	0	0	0	0	0.00	0	0	0	0.00	0	0.00	0	0	0	0						
(d) Banks		0	0	0	0	0	0.00	0	0	0	0.00	0	0.00	0	0	0	0						
(e) Insurance Companies		0	0	0	0	0	0.00	0	0	0	0.00	0	0.00	0	0	0	0						
(f) Provident Fund/Pension Fund		0	0	0	0	0	0.00	0	0	0	0.00	0	0.00	0	0	0	0						
(g) Asset Reconstruction		0	0	0	0	0	0.00	0	0	0	0.00	0	0.00	0	0	0	0						
(h) Sovereign Wealth Fund		0	0	0	0	0	0.00	0	0	0	0.00	0	0.00	0	0	0	0						
(i) NRFCs Registered with SEBI		0	0	0	0	0	0.00	0	0	0	0.00	0	0.00	0	0	0	0						
(j) Other Financial Institutions		0	0	0	0	0	0.00	0	0	0	0.00	0	0.00	0	0	0	0						
(k) Any Other Entity		0	0	0	0	0	0.00	0	0	0	0.00	0	0.00	0	0	0	0						
Sub Total (1)(I)		0	0	0	0	0	0.00	0	0	0	0.00	0	0.00	0	0.00	0	0						
2 Institutional Foreign																							
(a) Foreign Direct Investment		0	0	0	0	0	0.00	0	0	0	0.00	0	0.00	0	0	0	0						
(b) Foreign Venture Capital Investors		0	0	0	0	0	0.00	0	0	0	0.00	0	0.00	0	0	0	0						
(c) Sovereign Wealth Fund		0	0	0	0	0	0.00	0	0	0	0.00	0	0.00	0	0	0	0						
(d) Foreign Portfolio Investors Category I		0	0	0	0	0	0.00	0	0	0	0.00	0	0.00	0	0	0	0						
(e) Foreign Portfolio Investors Category II		0	0	0	0	0	0.00	0	0	0	0.00	0	0.00	0	0	0	0						
(f) Overseas Depositories (holding DRs) (balancing figure)		0	0	0	0	0	0.00	0	0	0	0.00	0	0.00	0	0	0	0						
(g) Any Other (specify)		0	0	0	0	0	0.00	0	0	0	0.00	0	0.00	0	0	0	0						
Sub Total (2)(I)		0	0	0	0	0	0.00	0	0	0	0.00	0	0.00	0	0.00	0	0						
3 Central Government/State Government																							
(a) Central Government/President of India		0	0	0	0	0	0.00	0	0	0	0.00	0	0.00	0	0	0	0						
(b) State Government/Governor		0	0	0	0	0	0.00	0	0	0	0.00	0	0.00	0	0	0	0						
(c) State Government/Governor		0	0	0	0	0	0.00	0	0	0	0.00	0	0.00	0	0	0	0						
Sub Total (3)(I)		0	0	0	0	0	0.00	0	0	0	0.00	0	0.00	0	0.00	0	0						
4 Non Institutions																							
(a) Associate companies / Subsidiaries		0	0	0	0	0	0.00	0	0	0	0.00	0	0.00	0	0	0	0						
(b) Director and their relatives (excluding independent director and nominee director)		0	0	0	0	0	0.00	0	0	0	0.00	0	0.00	0	0	0	0						
(c) Key Managerial Personnel		0	0	0	0	0	0.00	0	0	0	0.00	0	0.00	0	0	0	0						
(d) Relatives of promoters (other than 'immediate relatives' of promoters disclosed under 'Promoter and Promoter Group' category)		0	0	0	0	0	0.00	0	0	0	0.00	0	0.00	0	0	0	0						
(e) Trusts where any person belonging to 'Promoter and Promoter Group' category is 'trustee', 'beneficiary', or 'settlement of the trust'		0	0	0	0	0	0.00	0	0	0	0.00	0	0.00	0	0	0	0						
(f) Investor Education and Protection Fund (IETF)		0	0	0	0	0	0.00	0	0	0	0.00	0	0.00	0	0	0	0						
(g) Individual Shareholders holding Nominal Share Capital up to 2 Lacs		2446	464743	0	464743	11.62	464743	464743	11.62	0	11.62	0	0	3500									
(h) Individual Shareholders holding Nominal Share Capital in excess of 2 Lacs		4	142300	0	142300	3.56	142300	142300	3.56	0	3.56	0	0	106300									
(i) Non Resident Indians (NRIs)		0	0	0	0	0.00	0	0	0.00	0	0.00	0	0.00	0	0	0	0						
(j) Foreign Bodies		0	0	0	0	0.00	0	0	0.00	0	0.00	0	0.00	0	0	0	0						
(k) Foreign Companies		0	0	0	0	0.00	0	0	0.00	0	0.00	0	0.00	0	0	0	0						
(l) Bodies Corporate		6	3090390	0	3090390	78.81	3090390	3090390	78.81	0	78.81	0	0	3090390									
(m) SOBRAGATA NEW ERA LEASING AND FINANCE LIMITED- PRESHWANT, G.A.	AAACNS55G		2440000	0	2440000	64.00	2440000	2440000	64.00	0	64.00	0	0	2440000									
(n) PRESDWELL CONSTRUCTION PRIVATE LIMITED	AAOC388AP		130000	0	130000	3.25	130000	130000	3.25	0	3.25	0	0	130000									
(o) TOPLINK PROJECTS PRIVATE LIMITED	AAOC4991K		130000	0	130000	3.25	130000	130000	3.25	0	3.25	0	0	130000									
(p) INTERPOL FINANCIAL CONSULTANTS PRIVATE LIMITED	AAOC6138E		100000	0	100000	2.50	100000	100000	2.50	0	2.50	0	0	100000									
(q) Any Other (specify)																							
(r) Employee Trusts		0	0	0	0	0.00	0	0	0.00	0	0.00	0	0.00	0	0	0	0						
(s) Overseas Depositories (holding DRs) (balancing figure)		0	0	0	0	0.00	0	0	0.00	0	0.00	0	0.00	0	0	0	0						
(t) Resident Indian Nat		4	106600	0	106600	2.87	106600	106600	2.87	0	2.87	0	0	106600									
(u) Trusts		0	0	0	0	0.00	0	0	0.00	0	0.00	0	0.00	0	0	0	0						
(v) PFRU		0	0	0	0	0.00	0	0	0.00	0	0.00	0	0.00	0	0	0	0						
(w) Escrow Account		0	0	0	0	0.00	0	0	0.00	0	0.00	0	0.00	0	0	0	0						
(x) Clearing Members/Deos		0	0	0	0	0.00	0	0	0.00	0	0.00	0	0.00	0	0	0	0						
(y) Others		0	0	0	0	0.00	0	0	0.00	0	0.00	0	0.00	0	0	0	0						
Sub Total (4)(I)		2466	3713943	0	3713943	92.85	3713943	3713943	92.85	0	92.85	0	0.00	3210800	0	0	0						
Total Public Shareholding (1)-(2)-(3)-(4)(I)-(II)-(III)-(IV)-(V)-(VI)-(VII)-(VIII)-(IX)-(X)-(XI)-(XII)-(XIII)-(XIV)-(XV)-(XVI)-(XVII)-(XVIII)-(XIX)-(XX)		2466	3713943	0	3713943	92.85	3713943	3713943	92.85	0	92.85	0	0.00	3210800	0	0	0						

Table IV - Statement showing shareholding pattern of the Non Promoter-Non Public shareholder

Category & Name of the Shareholders	PAN	No. of shareholder	No. of fully paid up equity shares held	Partly paid-up equity shares held	Nos. of shares underlying Depository Receipts	Total no. shares held	Shareholding % calculated as per SCRR, 1957 As a % of (A+B+C2)	Number of Voting Rights held in each class of securities			No. of Shares Underlying Outstanding convertible securities (including Warrants)	Total shareholding, as a % assuming full conversion of convertible securities (as a percentage of diluted share capital)	Number of Locked in shares		Number of Shares pledged or otherwise encumbered		Number of equity shares held in dematerialized form (Not Applicable)	
								No of Voting Rights:					Total as a % of Total Voting rights	No.	As a % of total Shares held	No. (Not applicable)		As a % of total shares held (Not applicable)
								Class X	Class Y	Total								
(I)	(II)	(III)	(IV)	(V)	(VI)	(VII)=(V)+(VI)+(VI)	(VIII)	(IX)			(X)	(XI)=(VII)+(X)	(XII)		(XIII)	(XIV)		
C1	Gastodian/DR Holder		0	0	0	0	0	0	0	0	0	0.00	0	0	0.00	0	0.00	0
C2	Employees Benefit Trust (Under SEBI (Share Based Employee Benefit Regulation 2014)		0	0	0	0	0	0	0	0	0	0.00	0	0	0.00	0	0.00	0
	Total Non Promoter Non Public Shareholding (C)= (C1)+(C2)		0	0	0	0	0	0	0	0	0	0.00	0	0	0.00	0	0.00	0



## Annexure B


Table VI - Statement showing foreign ownership limits

	Board approved limits	Limits utilized
As on shareholding date	100	0
As on the end of previous 1st quarter	100	0
As on the end of previous 2nd quarter	100	0
As on the end of previous 3rd quarter	100	0
As on the end of previous 4th quarter	100	0

On behalf of the Board  
For New Era Leasing and Finance Limited



Mamta Goyal  
(Company Secretary and Compliance Officer)  
Office Address: 23 Motia Khan, Rani Jhasi Road, New Delhi- 110055



Date: 09.01.2023  
Place: New Delhi



(I)	Bodies Corporates		FP -Shares	PP- Shares	Total Shares	%age	Nom.Value	Debentures	Code	Category
Sr.No	Pan Number	Name of Shareholders								
1	AAACN0535G	SOBHAGYA-NEW ERA LEASING AND FINANCE LIMITED-PREFERENTIAL AL	2640000	0	2640000	66.0000	26400000.00	0	B4L	LTD - BODIES CORPORATE-OTHERS
2	AAOCS3884F	SPEEDWELL CONSTRUCTION PRIVATE LIMITED	130000	0	130000	3.2500	1300000.00	0	B4L	LTD - BODIES CORPORATE-DOMESTIC
3	AAADCT4991K	TOPLINK PROJECTS PRIVATE LIMITED	130000	0	130000	3.2500	1300000.00	0	B4L	LTD - BODIES CORPORATE-DOMESTIC
4	AAACN3128J	NEEDFUL FINANCIAL CONSULTANTS PRIVATE LIMITED	100000	0	100000	2.5000	1000000.00	0	B4L	LTD - BODIES CORPORATE-DOMESTIC
5	Not Available	MITPAN INVEBTMENT CO.PVT.LTD.	200	0	200	0.0050	2000.00	0	B4L	LTD - BODIES CORPORATE DOMESTIC
6	Not Available	CHADHA MOTOR TPT.CO.(P)LTD.	100	0	100	0.0025	1000.00	0	B4L	LTD - BODIES CORPORATE DOMESTIC
	Total					3000300	75.0075	30003000	0	

On behalf of the Board

For New Era Leasing and Finance Limited

*Mamta*


Mamta Goyal

(Company Secretary and Compliance Officer)

Office Address: 23 Motia Khan,  
Rani Jhansi Road, New Delhi-  
110055

Date: 09.01.2023

Place: New Delhi



(m3)	HUF									
Sr.No	Pan Number	Name of Shareholders	FP -Shares	PP- Shares	Total Shares	%age	Nom.Value	Debentures	Code	Category
1	AA YHS6120B	SAURABH SANGAL HUF	35500	0	35500	0.8875	355000.00	0	B4M3	HUF - HUF /APOS
2	AAQHS0327A	SHATANAND SHARMA & SONS (HUF)	35500	0	35500	0.8875	355000.00	0	B4M3	HUF - RESIDENT HUF /APOS
3	AACHH9172E	HARI BHUSHAN AND SONS HUF	35500	0	35500	0.8875	355000.00	0	B4M3	HUF - RESIDENT HUF /APOS
4	Not Available	KEWAL KHANNA HUF	100	0	100	0.0025	1000.00	0	B4M3	HUF - RESIDENT HUF /APOS
	Total				106600	2.665	1066000	0		

On behalf of the Board  
For New Era Leasing and Finance Limited

*M. Goyal*



Mamta Goyal  
(Company Secretary and Compliance Officer)  
Office Address: 23 Motia Khan,  
Rani Jhansi Road, New Delhi-  
110055

Date: 09.01.2023  
Place: New Delhi

**Individual Shareholders Holding Nominal Share Capital Above Rs. 2 Lac**

Sr.No	Pan Number	Name of Shareholders	FP -Shares	PP- Shares	Total Shares	%age	Nom.Value	Debentures	Code	Category
1	CLMPS4814D	BUDDHAN SINGH	35800	0	35800	0.8950	358000	0	B4G	PUB - RESIDENT INDIAN
2	AGEPK0307J	DEEPAK KANSAL	35500	0	35500	0.8875	355000	0	B4G	PUB - RESIDENT ORDINARY
3	AAMPJ1117D	ANIL KUMAR JAIN	35500	0	35500	0.8875	355000	0	B4G	PUB - RESIDENT INDIVIDUAL-NEGATIVE NOMINATIONS
4	Not Available	ANIL JAIN	35500	0	35500	0.8875	355000	0	B4G	PUB - RESIDENT INDIAN
	Total				142300	3.5575	1423000	0		

On behalf of the Board  
For New Era Leasing And Finance Limited



Mamta Goyal  
(Company Secretary and Compliance Officer)  
Office Address: 23 Motia Khan,  
Rani Jhasi Road, New Delhi-  
110055

Date: 09.01.2023  
Place: New Delhi

**NEW ERA LEASING AND FINANCE LIMITED**

**DISTRIBUTION OF 4000000 EQUITY SHARE CAPITAL AS ON :31/12/2022**

**PAN CONSOLIDATION**

Share or Debenture holding Nominal Value	Number of Shareholders	% to Total Numbers	Share or Debenture holding Amount	% to Total Amount
(Rs.)			(Rs.)	
1	2	3	4	5
Up To 5,000	2391	95.60	3646520.00	9.12
5001 To 10,000	56	2.24	430430.00	1.08
10001 To 20,000	6	0.24	91000.00	0.23
20001 To 30,000	7	0.28	180000.00	0.45
30001 To 40,000	2	0.08	79000.00	0.20
40001 To 50,000	2	0.08	95500.00	0.24
50001 To 1,00,000	15	0.60	1098540.00	2.75
1,00,000 and Above	22	0.88	34379010.00	85.95
<b>Total</b>	<b>2501</b>	<b>100.00</b>	<b>40000000.00</b>	<b>100.00</b>

**PAN CONSOLIDATION**

No. of Shares or Debentures	Number of Shareholders	% to Total Numbers	Share or Debenture Held	% to Holding
1	2	3	4	5
Up To 500	2391	95.60	364652.00	9.12
501 To 1000	56	2.24	43043.00	1.08
1001 To 2000	6	0.24	9100.00	0.23
2001 To 3000	7	0.28	18000.00	0.45
3001 To 4000	2	0.08	7900.00	0.20
4001 To 5000	2	0.08	9550.00	0.24
5001 To 10000	15	0.60	109854.00	2.75
10000 and Above	22	0.88	3437901.00	85.95
<b>Total</b>	<b>2501</b>	<b>100.00</b>	<b>4000000.00</b>	<b>100.00</b>

**WITHOUT PAN CONSOLIDATION**

Share or Debenture holding Nominal Value	Number of Shareholders	% to Total Numbers	Share or Debenture holding Amount	% to Total Amount
---	------------------------	--------------------	--------------------------------------	-------------------

(Rs.)	1	2	3	(Rs.)	4	5
Up To 5,000		2391	95.60	3646520.00		9.12
5001 To 10,000		56	2.24	430430.00		1.08
10001 To 20,000		6	0.24	91000.00		0.23
20001 To 30,000		7	0.28	180000.00		0.45
30001 To 40,000		2	0.08	79000.00		0.20
40001 To 50,000		2	0.08	95500.00		0.24
50001 To 1,00,000		15	0.60	1098540.00		2.75
1,00,000 and Above		22	0.88	34379010.00		85.95
<b>Total</b>		<b>2501</b>	<b>100.00</b>	<b>40000000.00</b>		<b>100.00</b>

WITHOUT PAN CONSOLIDATION (SHARES)				
No. of Shares or Debentures	Number of Shareholders	% to Total Numbers	Share or Debenture Holding	% to Total Shareholding
1	2	3	4	5
Up To 500	2391	95.60	364652.00	9.12
501 To 1000	56	2.24	43043.00	1.08
1001 To 2000	6	0.24	9100.00	0.23
2001 To 3000	7	0.28	18000.00	0.45
3001 To 4000	2	0.08	7900.00	0.20
4001 To 5000	2	0.08	9550.00	0.24
5001 To 10000	15	0.60	109854.00	2.75
10000 and Above	22	0.88	3437901.00	85.95
<b>Total</b>	<b>2501</b>	<b>100.00</b>	<b>40000000.00</b>	<b>100.00</b>

On behalf of the Board  
For New Era Leasing and Finance Limited

  
Mamta Goyal



(Company Secretary and Compliance Officer)  
Office Address: 23 Motia Khan, Rani Jhansi Road, New  
Delhi- 110055

Date: 09.01.2023  
Place: New Delhi