

NEW ERA LEASING AND FINANCE LIMITED

Regd. Office: 23, Motia Khan, Rani Jhansi Road, New Delhi- 110055

CIN: L67120DL1984PLC018800; Tel No.: 011-69999350;

Email ID: neweraleasingfinance@gmail.com; Website: www.neweraleasingfinance.com

18th July, 2023

To,
The Executive Director,
The Calcutta Stock Exchange Limited,
7, Lyons Range, Dalhousie,
Kolkata-700 001, West Bengal

(Scrip Code: 24303)

ISIN: INE874R01014

**Sub: Submission of Shareholding Pattern of New Era Leasing and Finance Limited
("the Company") for the quarter and Financial Year ended 30th June, 2023**


Dear Sir(s),

Please find enclosed herewith the Shareholding Pattern pursuant to Regulation 31(1) (b) of SEBI (Listing Obligations and Disclosure Requirements) Regulations, 2015 of the Company for the quarter ended 30th June, 2023.

Kindly take the same on your records.

Thanking You,

For New Era Leasing and Finance Limited

Rohtash Sharma


Rohtash Sharma

(Managing Director)

DIN: 06804507

**Office Address: 23, Motia Khan
Rani Jhansi Road, New Delhi-110055**

Encl: As mentioned above

Format of holding of specified securities

1. Name of Listed Entity: NEW ERA LEASING AND FINANCE LIMITED
2. Scrip Code/Name of Scrip/Class of Security
3. Share Holding Pattern Filed under: Reg. 31(1),a)/Reg. 31(1)(b)/Reg.31(1)(c)
- a. If under 31(1)(b) then indicate the report for Quarter ending 30/06/2023
- b. If under 31(1)(c) then indicate date of allotment/extinguishment
4. Declaration: The Listed entity is required to submit the following declaration to the extent of submission of information:-

| Particulars | Yes* | No* |
|---|------|-----|
| 1. Whether the Listed Entity has issued any partly paid up shares? | | No |
| 2. Whether the Listed Entity has issued any Convertible Securities or Warrants? | | No |
| 3. Whether the Listed Entity has any shares against which depository receipts are issued? | | No |
| 4. Whether the Listed Entity has any shares in locked-in? | | No |
| 5. Whether any shares held by promoters are pledge or otherwise encumbered? | | No |

* If the Listed Entity selects the option 'No' for the questions above, the columns for the partly paid up shares, Outstanding Convertible Securities/Warrants, depository receipts, locked-in shares, No of shares pledged or otherwise encumbered by promoters, as applicable, shall not be displayed at the time of dissemination on the Stock Exchange website. Also wherever there is 'No' declared by Listed Entity in above table the values will be considered as 'Zero' by default on submission of the format of holding of specified securities.

5. The tabular format for disclosure of holding of specified securities is as follows:-



Table 1 - Summary Statement holding of specified securities

| Category | Category of shareholder | Nos. of share holders | No. of fully paid up equity shares held | No. of Partly paid-up equity shares held | No. of shares underlying Depository Receipts | Total nos. shares held (VII) = (V) + (VI) | Shareholding as a % of total no. of shares (calculated as per SCRR, 1957) As a % of (A+B+C2) | Number of Voting Rights | | Total as a % of (A+B+C) % of (A+B+C) | No. of Shares Underlying convertible securities (including Warrants) | Shareholding, as a % assuming full conversion of convertible securities (as a percentage of diluted share capital) As a % of (A+B+C2) | Number of Locked in shares | | Number of Shares pledged or otherwise encumbered | Number of equity shares held in dematerialized form | | |
|----------|--------------------------------|-----------------------|---|--|--|---|--|-------------------------|---------------|--------------------------------------|--|---|----------------------------|---------------------------------|--|---|---------|---------------------------------|
| | | | | | | | | Class: Equity | Class: Other | | | | No. (A) | As a % of total Shares held (B) | | | No. (n) | As a % of total Shares held (j) |
| | | | | | | | | | | | | | | | | | | |
| (I) | (II) | (III) | (IV) | (V) | (VI) | (VII) | (VIII) | (IX) | (X) | (XI) | (XII) | (XIII) | (XIV) | (XV) | (XVI) | | | |
| (A) | Promoter & Promoter Group | 41 | 286057 | 0 | 0 | 286057 | 7.15 | 286057 | 7.15 | 0 | 0 | 7.15 | 0 | 0 | 0 | 0 | | |
| (B) | Public | 2458 | 3713943 | 0 | 0 | 3713943 | 94.85 | 3713943 | 92.85 | 0 | 0 | 92.85 | 0 | 0 | 0 | 3216900 | | |
| (C) | Non Promoter- Non Public | | | | | | | | | | | | | | | | | |
| (C1) | Shares underlying DRs | 0 | 0 | 0 | 0 | 0 | 0.00 | 0 | 0.00 | 0 | 0 | 0.00 | 0 | 0 | 0 | 0 | | |
| (C2) | Shares held by Employee Trusts | 0 | 0 | 0 | 0 | 0 | 0.00 | 0 | 0.00 | 0 | 0 | 0.00 | 0 | 0 | 0 | 0 | | |
| | Total | 2499 | 4000000 | 0 | 0 | 4000000 | 100.00 | 4000000.00 | 100.00 | 0 | 0 | 100.00 | 0 | 0 | 0 | 3216900 | | |

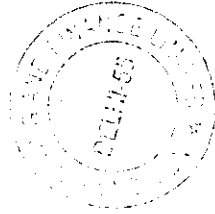


Table B: Statement showing shareholding pattern of the Promoter and Promoter Group

| Category & Name of the Shareholder | PAN | No. of Shares held | No. of fully paid up equity shares held | Partly paid up equity shares held | New shares under lying Depository Receipts | Total (underlying) shares held | Shareholding % excluding A.P.S. & A.S. of India-C2 | Number of Voting Rights held in the form of securities | | | No. of shares underlying Outstanding convertible securities (including A.S. of India-C2) | The existing A.S. convertible diluted share capital (A.S. of India-C2) | Number of Shares paid up or convertible | | Number of equity shares held (A.S. of India-C2) | |
|------------------------------------|-----|--------------------|---|-----------------------------------|--|--------------------------------|--|--|-----------|------------------|--|--|---|------------------|---|------------------|
| | | | | | | | | Total (A.S. of India-C2) | | A.S. of India-C2 | | | A.S. of India-C2 | A.S. of India-C2 | | A.S. of India-C2 |
| | | | | | | | | Class 'A' | Class 'B' | | | | | | | |
| (a) Individual | | (b) | (c) | (d) | (e) | (f) | (g) | (h) | (i) | (j) | (k) | (l) | (m) | (n) | (o) | |
| 1. Mr. Anil Kumar Mittal | | 41 | 28602 | 0 | 0 | 28602 | 7.15 | 28602 | 0 | 28602 | 0 | 28602 | 0 | 0 | 0 | 0 |
| 2. Ms. Anshu Mittal | | 41 | 15500 | 0 | 0 | 15500 | 3.92 | 15500 | 0 | 15500 | 0 | 15500 | 0 | 0 | 0 | 0 |
| 3. Mr. Anshu Mittal | | 41 | 14000 | 0 | 0 | 14000 | 3.53 | 14000 | 0 | 14000 | 0 | 14000 | 0 | 0 | 0 | 0 |
| 4. Ms. Anshu Mittal | | 41 | 2000 | 0 | 0 | 2000 | 0.51 | 2000 | 0 | 2000 | 0 | 2000 | 0 | 0 | 0 | 0 |
| 5. Ms. Anshu Mittal | | 41 | 2000 | 0 | 0 | 2000 | 0.51 | 2000 | 0 | 2000 | 0 | 2000 | 0 | 0 | 0 | 0 |
| 6. Ms. Anshu Mittal | | 41 | 2000 | 0 | 0 | 2000 | 0.51 | 2000 | 0 | 2000 | 0 | 2000 | 0 | 0 | 0 | 0 |
| 7. Ms. Anshu Mittal | | 41 | 2000 | 0 | 0 | 2000 | 0.51 | 2000 | 0 | 2000 | 0 | 2000 | 0 | 0 | 0 | 0 |
| 8. Ms. Anshu Mittal | | 41 | 2000 | 0 | 0 | 2000 | 0.51 | 2000 | 0 | 2000 | 0 | 2000 | 0 | 0 | 0 | 0 |
| 9. Ms. Anshu Mittal | | 41 | 2000 | 0 | 0 | 2000 | 0.51 | 2000 | 0 | 2000 | 0 | 2000 | 0 | 0 | 0 | 0 |
| 10. Ms. Anshu Mittal | | 41 | 2000 | 0 | 0 | 2000 | 0.51 | 2000 | 0 | 2000 | 0 | 2000 | 0 | 0 | 0 | 0 |
| 11. Ms. Anshu Mittal | | 41 | 2000 | 0 | 0 | 2000 | 0.51 | 2000 | 0 | 2000 | 0 | 2000 | 0 | 0 | 0 | 0 |
| 12. Ms. Anshu Mittal | | 41 | 2000 | 0 | 0 | 2000 | 0.51 | 2000 | 0 | 2000 | 0 | 2000 | 0 | 0 | 0 | 0 |
| 13. Ms. Anshu Mittal | | 41 | 2000 | 0 | 0 | 2000 | 0.51 | 2000 | 0 | 2000 | 0 | 2000 | 0 | 0 | 0 | 0 |
| 14. Ms. Anshu Mittal | | 41 | 2000 | 0 | 0 | 2000 | 0.51 | 2000 | 0 | 2000 | 0 | 2000 | 0 | 0 | 0 | 0 |
| 15. Ms. Anshu Mittal | | 41 | 2000 | 0 | 0 | 2000 | 0.51 | 2000 | 0 | 2000 | 0 | 2000 | 0 | 0 | 0 | 0 |
| 16. Ms. Anshu Mittal | | 41 | 2000 | 0 | 0 | 2000 | 0.51 | 2000 | 0 | 2000 | 0 | 2000 | 0 | 0 | 0 | 0 |
| 17. Ms. Anshu Mittal | | 41 | 2000 | 0 | 0 | 2000 | 0.51 | 2000 | 0 | 2000 | 0 | 2000 | 0 | 0 | 0 | 0 |
| 18. Ms. Anshu Mittal | | 41 | 2000 | 0 | 0 | 2000 | 0.51 | 2000 | 0 | 2000 | 0 | 2000 | 0 | 0 | 0 | 0 |
| 19. Ms. Anshu Mittal | | 41 | 2000 | 0 | 0 | 2000 | 0.51 | 2000 | 0 | 2000 | 0 | 2000 | 0 | 0 | 0 | 0 |
| 20. Ms. Anshu Mittal | | 41 | 2000 | 0 | 0 | 2000 | 0.51 | 2000 | 0 | 2000 | 0 | 2000 | 0 | 0 | 0 | 0 |
| 21. Ms. Anshu Mittal | | 41 | 2000 | 0 | 0 | 2000 | 0.51 | 2000 | 0 | 2000 | 0 | 2000 | 0 | 0 | 0 | 0 |
| 22. Ms. Anshu Mittal | | 41 | 2000 | 0 | 0 | 2000 | 0.51 | 2000 | 0 | 2000 | 0 | 2000 | 0 | 0 | 0 | 0 |
| 23. Ms. Anshu Mittal | | 41 | 2000 | 0 | 0 | 2000 | 0.51 | 2000 | 0 | 2000 | 0 | 2000 | 0 | 0 | 0 | 0 |
| 24. Ms. Anshu Mittal | | 41 | 2000 | 0 | 0 | 2000 | 0.51 | 2000 | 0 | 2000 | 0 | 2000 | 0 | 0 | 0 | 0 |
| 25. Ms. Anshu Mittal | | 41 | 2000 | 0 | 0 | 2000 | 0.51 | 2000 | 0 | 2000 | 0 | 2000 | 0 | 0 | 0 | 0 |
| 26. Ms. Anshu Mittal | | 41 | 2000 | 0 | 0 | 2000 | 0.51 | 2000 | 0 | 2000 | 0 | 2000 | 0 | 0 | 0 | 0 |
| 27. Ms. Anshu Mittal | | 41 | 2000 | 0 | 0 | 2000 | 0.51 | 2000 | 0 | 2000 | 0 | 2000 | 0 | 0 | 0 | 0 |
| 28. Ms. Anshu Mittal | | 41 | 2000 | 0 | 0 | 2000 | 0.51 | 2000 | 0 | 2000 | 0 | 2000 | 0 | 0 | 0 | 0 |
| 29. Ms. Anshu Mittal | | 41 | 2000 | 0 | 0 | 2000 | 0.51 | 2000 | 0 | 2000 | 0 | 2000 | 0 | 0 | 0 | 0 |
| 30. Ms. Anshu Mittal | | 41 | 2000 | 0 | 0 | 2000 | 0.51 | 2000 | 0 | 2000 | 0 | 2000 | 0 | 0 | 0 | 0 |
| 31. Ms. Anshu Mittal | | 41 | 2000 | 0 | 0 | 2000 | 0.51 | 2000 | 0 | 2000 | 0 | 2000 | 0 | 0 | 0 | 0 |
| 32. Ms. Anshu Mittal | | 41 | 2000 | 0 | 0 | 2000 | 0.51 | 2000 | 0 | 2000 | 0 | 2000 | 0 | 0 | 0 | 0 |
| 33. Ms. Anshu Mittal | | 41 | 2000 | 0 | 0 | 2000 | 0.51 | 2000 | 0 | 2000 | 0 | 2000 | 0 | 0 | 0 | 0 |
| 34. Ms. Anshu Mittal | | 41 | 2000 | 0 | 0 | 2000 | 0.51 | 2000 | 0 | 2000 | 0 | 2000 | 0 | 0 | 0 | 0 |
| 35. Ms. Anshu Mittal | | 41 | 2000 | 0 | 0 | 2000 | 0.51 | 2000 | 0 | 2000 | 0 | 2000 | 0 | 0 | 0 | 0 |
| 36. Ms. Anshu Mittal | | 41 | 2000 | 0 | 0 | 2000 | 0.51 | 2000 | 0 | 2000 | 0 | 2000 | 0 | 0 | 0 | 0 |
| 37. Ms. Anshu Mittal | | 41 | 2000 | 0 | 0 | 2000 | 0.51 | 2000 | 0 | 2000 | 0 | 2000 | 0 | 0 | 0 | 0 |
| 38. Ms. Anshu Mittal | | 41 | 2000 | 0 | 0 | 2000 | 0.51 | 2000 | 0 | 2000 | 0 | 2000 | 0 | 0 | 0 | 0 |
| 39. Ms. Anshu Mittal | | 41 | 2000 | 0 | 0 | 2000 | 0.51 | 2000 | 0 | 2000 | 0 | 2000 | 0 | 0 | 0 | 0 |
| 40. Ms. Anshu Mittal | | 41 | 2000 | 0 | 0 | 2000 | 0.51 | 2000 | 0 | 2000 | 0 | 2000 | 0 | 0 | 0 | 0 |
| 41. Ms. Anshu Mittal | | 41 | 2000 | 0 | 0 | 2000 | 0.51 | 2000 | 0 | 2000 | 0 | 2000 | 0 | 0 | 0 | 0 |
| 42. Ms. Anshu Mittal | | 41 | 2000 | 0 | 0 | 2000 | 0.51 | 2000 | 0 | 2000 | 0 | 2000 | 0 | 0 | 0 | 0 |
| 43. Ms. Anshu Mittal | | 41 | 2000 | 0 | 0 | 2000 | 0.51 | 2000 | 0 | 2000 | 0 | 2000 | 0 | 0 | 0 | 0 |
| 44. Ms. Anshu Mittal | | 41 | 2000 | 0 | 0 | 2000 | 0.51 | 2000 | 0 | 2000 | 0 | 2000 | 0 | 0 | 0 | 0 |
| 45. Ms. Anshu Mittal | | 41 | 2000 | 0 | 0 | 2000 | 0.51 | 2000 | 0 | 2000 | 0 | 2000 | 0 | 0 | 0 | 0 |
| 46. Ms. Anshu Mittal | | 41 | 2000 | 0 | 0 | 2000 | 0.51 | 2000 | 0 | 2000 | 0 | 2000 | 0 | 0 | 0 | 0 |
| 47. Ms. Anshu Mittal | | 41 | 2000 | 0 | 0 | 2000 | 0.51 | 2000 | 0 | 2000 | 0 | 2000 | 0 | 0 | 0 | 0 |
| 48. Ms. Anshu Mittal | | 41 | 2000 | 0 | 0 | 2000 | 0.51 | 2000 | 0 | 2000 | 0 | 2000 | 0 | 0 | 0 | 0 |
| 49. Ms. Anshu Mittal | | 41 | 2000 | 0 | 0 | 2000 | 0.51 | 2000 | 0 | 2000 | 0 | 2000 | 0 | 0 | 0 | 0 |
| 50. Ms. Anshu Mittal | | 41 | 2000 | 0 | 0 | 2000 | 0.51 | 2000 | 0 | 2000 | 0 | 2000 | 0 | 0 | 0 | 0 |
| 51. Ms. Anshu Mittal | | 41 | 2000 | 0 | 0 | 2000 | 0.51 | 2000 | 0 | 2000 | 0 | 2000 | 0 | 0 | 0 | 0 |
| 52. Ms. Anshu Mittal | | 41 | 2000 | 0 | 0 | 2000 | 0.51 | 2000 | 0 | 2000 | 0 | 2000 | 0 | 0 | 0 | 0 |
| 53. Ms. Anshu Mittal | | 41 | 2000 | 0 | 0 | 2000 | 0.51 | 2000 | 0 | 2000 | 0 | 2000 | 0 | 0 | 0 | 0 |
| 54. Ms. Anshu Mittal | | 41 | 2000 | 0 | 0 | 2000 | 0.51 | 2000 | 0 | 2000 | 0 | 2000 | 0 | 0 | 0 | 0 |
| 55. Ms. Anshu Mittal | | 41 | 2000 | 0 | 0 | 2000 | 0.51 | 2000 | 0 | 2000 | 0 | 2000 | 0 | 0 | 0 | 0 |
| 56. Ms. Anshu Mittal | | 41 | 2000 | 0 | 0 | 2000 | 0.51 | 2000 | 0 | 2000 | 0 | 2000 | 0 | 0 | 0 | 0 |
| 57. Ms. Anshu Mittal | | 41 | 2000 | 0 | 0 | 2000 | 0.51 | 2000 | 0 | 2000 | 0 | 2000 | 0 | 0 | 0 | 0 |
| 58. Ms. Anshu Mittal | | 41 | 2000 | 0 | 0 | 2000 | 0.51 | 2000 | 0 | 2000 | 0 | 2000 | 0 | 0 | 0 | 0 |
| 59. Ms. Anshu Mittal | | 41 | 2000 | 0 | 0 | 2000 | 0.51 | 2000 | 0 | 2000 | 0 | 2000 | 0 | 0 | 0 | 0 |
| 60. Ms. Anshu Mittal | | 41 | 2000 | 0 | 0 | 2000 | 0.51 | 2000 | 0 | 2000 | 0 | 2000 | 0 | 0 | 0 | 0 |
| 61. Ms. Anshu Mittal | | 41 | 2000 | 0 | 0 | 2000 | 0.51 | 2000 | 0 | 2000 | 0 | 2000 | 0 | 0 | 0 | 0 |
| 62. Ms. Anshu Mittal | | 41 | 2000 | 0 | 0 | 2000 | 0.51 | 2000 | 0 | 2000 | 0 | 2000 | 0 | 0 | 0 | 0 |
| 63. Ms. Anshu Mittal | | 41 | 2000 | 0 | 0 | 2000 | 0.51 | 2000 | 0 | 2000 | 0 | 2000 | 0 | 0 | 0 | 0 |
| 64. Ms. Anshu Mittal | | 41 | 2000 | 0 | 0 | 2000 | 0.51 | 2000 | 0 | 2000 | 0 | 2000 | 0 | 0 | 0 | 0 |
| 65. Ms. Anshu Mittal | | 41 | 2000 | 0 | 0 | 2000 | 0.51 | 2000 | 0 | 2000 | 0 | 2000 | 0 | 0 | 0 | 0 |
| 66. Ms. Anshu Mittal | | 41 | 2000 | 0 | 0 | 2000 | 0.51 | 2000 | 0 | 2000 | 0 | 2000 | 0 | 0 | 0 | 0 |
| 67. Ms. Anshu Mittal | | 41 | 2000 | 0 | 0 | 2000 | 0.51 | 2000 | 0 | 2000 | 0 | 2000 | 0 | 0 | 0 | 0 |
| 68. Ms. Anshu Mittal | | 41 | 2000 | 0 | 0 | 2000 | 0.51 | 2000 | 0 | 2000 | 0 | 2000 | 0 | 0 | 0 | 0 |
| 69. Ms. Anshu Mittal | | 41 | 2000 | 0 | 0 | 2000 | 0.51 | 2000 | 0 | 2000 | 0 | 2000 | 0 | 0 | 0 | 0 |
| 70. Ms. Anshu Mittal | | 41 | 2000 | 0 | 0 | 2000 | 0.51 | 2000 | 0 | 2000 | 0 | 2000 | 0 | 0 | 0 | 0 |
| 71. Ms. Anshu Mittal | | 41 | 2000 | 0 | 0 | 2000 | 0.51 | 2000 | 0 | 2000 | 0 | 2000 | 0 | 0 | 0 | 0 |
| 72. Ms. Anshu Mittal | | 41 | 2000 | 0 | 0 | 2000 | 0.51 | 2000 | 0 | 2000 | 0 | 2000 | 0 | 0 | 0 | 0 |
| 73. Ms. Anshu Mittal | | 41 | 2000 | 0 | 0 | 2000 | 0.51 | 2000 | 0 | 2000 | 0 | 2000 | 0 | 0 | 0 | 0 |
| 74. Ms. Anshu Mittal | | 41 | 2000 | 0 | 0 | 2000 | 0.51 | 2000 | 0 | 2000 | 0 | 2000 | 0 | 0 | 0 | 0 |
| 75. Ms. Anshu Mittal | | 41 | 2000 | 0 | 0 | 2000 | 0.51 | 2000 | 0 | 2000 | 0 | 2000 | 0 | 0 | 0 | 0 |

Table IV - Statement showing shareholding pattern of the Non Promoter- Non Public shareholder

| Category & Name of the Shareholders | PAN | No. of shareholder | No. of fully paid up equity shares held | Partly paid-up equity shares held | No. of shares underlying Depository Receipts | Total no. shares held (VII) = (IV)+(V)+(VI) | Shareholding % calculate d as per SCRR, 1957 As a % of (A+B+C) | No. of Voting Rights | | | Total as % of Total Voting rights | No. of Shares Underlying Outstanding convertible securities (including Warrants) | Total shareholding, as a % comprising of convertible securities (as a percentage of diluted share capital) | Number of Locked in shares | | Number of Shares pledged or otherwise encumbered | | Number of equity shares held in dematerialized form (Not Applicable) |
|--|-----|--------------------|---|-----------------------------------|--|---|--|----------------------|---------|-------|-----------------------------------|--|--|----------------------------|-----------------------------|--|---|--|
| | | | | | | | | Class X | Class Y | Total | | | | No. | As a % of total Shares held | No. | As a % of total share held (Not applicable) | |
| | | | | | | | | | | | | | | | | | | |
| C1 - Custodian/DR Holder | | | 0 | 0 | 0 | 0 | 0.00 | 0 | 0 | 0 | 0.00 | 0 | 0 | 0.00 | 0 | 0 | 0 | |
| C2 - Employees Benefit Trust (Under SEBI (Share Based Employee Benefit Regulation, 2014) | | | 0 | 0 | 0 | 0 | 0.00 | 0 | 0 | 0 | 0.00 | 0 | 0 | 0.00 | 0 | 0 | 0 | |
| Total Non Promoter Non Public Shareholding (C1+C2) | | 0 | 0 | 0 | 0 | 0 | 0.00 | 0 | 0 | 0 | 0.00 | 0 | 0 | 0.00 | 0 | 0 | 0 | |




Annexure B

Table VI - Statement showing foreign ownership limits

| | Board approved limits | Limits utilized |
|---------------------------------------|-----------------------|-----------------|
| As on shareholding date | | |
| As on the end of previous 1st quarter | | |
| As on the end of previous 2nd quarter | | |
| As on the end of previous 3rd quarter | | |
| As on the end of previous 4th quarter | | |

On Behalf of the Board
For New Era Leasing and Finance Limited




Rohitash Sharma
(Managing Director)

DIN: 06804507

Office Address: 23, Motia Khan, Rani Jhansi Road,
New Delhi-110055

| (U) Bodies Corporates | | Name of Shareholders | | | | | | | | | |
|-----------------------|---------------|----------------------|-----------|--------------|---------|--------------|-----------|------|-------------------------------|--|--|
| Sl.No | Part Number | PP-Shares | PP-Shares | Total Shares | %age | Norm. Value | Debitures | Code | Category | | |
| 1 | AAACIN0535G | 2640000 | 0 | 2640000 | 66.0000 | 264000000.00 | | 0B4L | LTD - BODIES CORPORATE-OTHERS | | |
| 2 | AADE1499JK | 360000 | 0 | 360000 | 9.0000 | 36000000.00 | | 0B4L | LTD - BODIES CORPORATE-OTHERS | | |
| 3 | Net Available | 290 | 0 | 290 | 0.0050 | 2000.00 | | 0B4L | LTD - BODIES CORPORATE-OTHERS | | |
| 4 | Net Available | 100 | 0 | 100 | 0.0025 | 1000.00 | | 0B4L | LTD - BODIES CORPORATE-OTHERS | | |
| | Total | | | 3000300 | 75.0075 | 30003000 | | | | | |

On Behalf of the Board
For Nithe Earthmoving and Finance Limited



Rajesh Sharma
(Managing Director)
DIN: 06894567
Office Address: 13, Mohd Khan, Ram
Jhansi Road,
New Delhi- 110055

| (m3) | HUF | | | | | | | | | | | | | | | | | | | |
|-------|---------------|-------------------------------|-----------|-----------|--------------|--------|-----------|-------------|--------|-------------------------|--|--|--|--|--|--|--|--|--|--|
| Sr.No | Pan Number | Name of Shareholders | FP Shares | PP Shares | Total Shares | %age | Nom.Value | Debtentures | Code | Category | | | | | | | | | | |
| 1 | AAVHS6120H | SAURABH SANGAL HUF | 35500 | 0 | 35500 | 0.8875 | 355000.00 | | 01B4M3 | HUF - HUF/APOS | | | | | | | | | | |
| 2 | AAQHS0327A | SHATANAND SHARMA & SONS (HUF) | 35500 | 0 | 35500 | 0.8875 | 355000.00 | | 01B4M3 | HUF - RESIDENT HUF/APOS | | | | | | | | | | |
| 3 | AACHH9172F | HARI BHUSHAN AND SONS HUF | 35500 | 0 | 35500 | 0.8875 | 355000.00 | | 01B4M3 | HUF - RESIDENT HUF/APOS | | | | | | | | | | |
| 4 | Not Available | KEWAL KHANNA HUF | 100 | 0 | 100 | 0.0025 | 1000.00 | | 01B4M3 | HUF - RESIDENT HUF/APOS | | | | | | | | | | |
| | Total | | | | 106600 | 2.665 | 1066000 | | 0 | | | | | | | | | | | |

On Behalf of the Board
For New Era Leasing and Finance Limited




Robhesh Sharma
(Managing Director)
DIN- 46804807

Office Address: 23, Motia Khan, Ram
Jhansi Road,
New Delhi-110055

| Individual Shareholders Holding Nominal Share Capital Above Rs. 2 Lac | | | | | | | | | | |
|---|---------------|----------------------|-------------|-------------|--------------|--------|-----------|-------------|------|--|
| Sr.No | Pan Number | Name of Shareholders | FP - Shares | PP - Shares | Total Shares | %age | Nom.Value | Debtentures | Code | Category |
| 1 | CLMPS4814D | BUDDHAN SINGH | 35800 | 0 | 35800 | 0.8950 | 358000 | 0 | B4G | PUB - RESIDENT INDIAN |
| 2 | AGEPK0307J | DEEPAK KANSAL | 35500 | 0 | 35500 | 0.8875 | 355000 | 0 | B4G | PUB - RESIDENT ORDINARY |
| 3 | AAMP11117D | ANIL KUMAR JAIN | 35500 | 0 | 35500 | 0.8875 | 355000 | 0 | B4G | PUB - RESIDENT INDIVIDUAL-NEGATIVE NOMINATIONS |
| 4 | Not Available | ANIL JAIN | 35500 | 0 | 35500 | 0.8875 | 355000 | 0 | B4G | PUB - RESIDENT INDIAN |
| | Total | | | | 142300 | 3.5575 | 1423000 | 0 | | |

On Behalf of the Board
For New Era Leasing and Finance Limited


Rohini Sharma
Managing Director
DIN: 06804907

Office Address: 23, Motia Khan.

NEW ERA LEASING AND FINANCE LIMITED
DISTRIBUTION OF 4000000 EQUITY SHARE CAPITAL AS ON :30/06/2023
PAN CONSOLIDATION


| Share or Debenture holding Nominal Value (Rs.) | Number of Shareholders | % to Total Numbers | Share or Debenture holding Amount (Rs.) | % to Total Amount |
|---|------------------------|--------------------|--|-------------------|
| 1 | 2 | 3 | 4 | 5 |
| Up To 5,000 | 2391 | 95.68 | 3646520.00 | 9.12 |
| 5001 To 10,000 | 56 | 2.24 | 430430.00 | 1.08 |
| 10001 To 20,000 | 6 | 0.24 | 91000.00 | 0.23 |
| 20001 To 30,000 | 7 | 0.28 | 180000.00 | 0.45 |
| 30001 To 40,000 | 2 | 0.08 | 79000.00 | 0.20 |
| 40001 To 50,000 | 2 | 0.08 | 95500.00 | 0.24 |
| 50001 To 1,00,000 | 15 | 0.60 | 1098540.00 | 2.75 |
| 1,00,000 and Above | 20 | 0.80 | 3437901.00 | 85.95 |
| Total | 2499 | 100.00 | 4000000.00 | 100.00 |

| PAN CONSOLIDATION | | | | |
|-----------------------------|------------------------|--------------------|-------------------------|---------------|
| No. of Shares or Debentures | Number of Shareholders | % to Total Numbers | Share or Debenture Held | % to Holding |
| 1 | 2 | 3 | 4 | 5 |
| Up To 500 | 2391 | 95.68 | 364652.00 | 9.12 |
| 501 To 1000 | 56 | 2.24 | 43043.00 | 1.08 |
| 1001 To 2000 | 6 | 0.24 | 9100.00 | 0.23 |
| 2001 To 3000 | 7 | 0.28 | 18000.00 | 0.45 |
| 3001 To 4000 | 2 | 0.08 | 7900.00 | 0.20 |
| 4001 To 5000 | 2 | 0.08 | 9550.00 | 0.24 |
| 5001 To 10000 | 15 | 0.60 | 109854.00 | 2.75 |
| 10000 and Above | 20 | 0.80 | 3437901.00 | 85.95 |
| Total | 2499 | 100.00 | 4000000.00 | 100.00 |

| WITHOUT PAN CONSOLIDATION | | | | |
|---|------------------------|--------------------|--|-------------------|
| Share or Debenture holding Nominal Value (Rs.) | Number of Shareholders | % to Total Numbers | Share or Debenture holding Amount (Rs.) | % to Total Amount |
| 1 | 2 | 3 | 4 | 5 |
| Up To 5,000 | 2391 | 95.68 | 3646520.00 | 9.12 |
| 5001 To 10,000 | 56 | 2.24 | 430430.00 | 1.08 |
| 10001 To 20,000 | 6 | 0.24 | 91000.00 | 0.23 |
| 20001 To 30,000 | 7 | 0.28 | 180000.00 | 0.45 |
| 30001 To 40,000 | 2 | 0.08 | 79000.00 | 0.20 |
| 40001 To 50,000 | 2 | 0.08 | 95500.00 | 0.24 |
| 50001 To 1,00,000 | 15 | 0.60 | 1098540.00 | 2.75 |
| 1,00,000 and Above | 20 | 0.80 | 3437901.00 | 85.95 |
| Total | 2499 | 100.00 | 4000000.00 | 100.00 |

| WITHOUT PAN CONSOLIDATION (SHARES) | | | | |
|---|------------------------|--------------------|----------------------------|-------------------------|
| No. of Shares or Debentures | Number of Shareholders | % to Total Numbers | Share or Debenture Holding | % to Total Shareholding |
| 1 | 2 | 3 | 4 | 5 |
| Up To 500 | 2391 | 95.68 | 364652.00 | 9.12 |
| 501 To 1000 | 56 | 2.24 | 43043.00 | 1.08 |
| 1001 To 2000 | 6 | 0.24 | 9100.00 | 0.23 |
| 2001 To 3000 | 7 | 0.28 | 18000.00 | 0.45 |
| 3001 To 4000 | 2 | 0.08 | 7900.00 | 0.20 |
| 4001 To 5000 | 2 | 0.08 | 9550.00 | 0.24 |
| 5001 To 10000 | 15 | 0.60 | 109854.00 | 2.75 |
| 10000 and Above | 20 | 0.80 | 3437901.00 | 85.95 |
| Total | 2499 | 100.00 | 4000000.00 | 100.00 |

On Behalf of the Board
For New Era Leasing and Finance Limited


Rohan Sharma
(Managing Director)
DIN: 00864509

Office Address: 23, Mota Khan, Rani Jhansi Road.

Format of holding of specified securities

1. Name of Listed Entity: NEW ERA LEASING AND FINANCE LIMITED
2. Scrip Code/Name of Scrip/Class of Security
3. Share Holding Pattern Filed under: Reg. 31(1)(a)/Reg. 31(1)(b)/Reg.31(1)(c)
- a. If under 31(1)(b) then indicate the report for Quarter ending 30/06/2023
- b. If under 31(1)(c) then indicate date of allotment/extinguishment
4. **Declaration:** The Listed entity is required to submit the following declaration to the extent of submission of information:-

| | Particulars | Yes* | No* |
|----|--|-------------|------------|
| 1. | Whether the Listed Entity has issued any partly paid up shares? | | No |
| 2. | Whether the Listed Entity has issued any Convertible Securities or Warrants? | | No |
| 3. | Whether the Listed Entity has any shares against which depository receipts are issued? | | No |
| 4. | Whether the Listed Entity has any shares in locked-in? | | No |
| 5. | Whether any shares held by promoters are pledge or otherwise encumbered? | | No |

** If the Listed Entity selects the option 'No' for the questions above, the columns for the partly paid up shares, Outstanding Convertible Securities/Warrants, depository receipts, locked-in shares, No of shares pledged or otherwise encumbered by promoters, as applicable, shall not be displayed at the time of dissemination on the Stock Exchange website. Also wherever there is 'No' declared by Listed Entity in above table the values will be considered as 'Zero' by default on submission of the format of holding of specified securities.*

5. The tabular format for disclosure of holding of specified securities is as follows:-

Table I - Summary Statement holding of specified securities

| Category | Category of shareholder | Nos. of share holders | No. of fully paid up equity shares held | No. of Partly paid-up equity shares held | No. of shares underlying Depository Receipts | Total nos. shares held | Shareholding as a % of total no. of shares (calculated as per SCRR, 1957) As a % of (A+B+C2) | Number of Voting Rights held in each class of securities | | | | No. of Shares Outstanding convertible securities (including Warrants) | Shareholding, as a % assuming full conversion of convertible securities (as a percentage of diluted share capital) As a % of (A+B+C2) | Number of Locked in shares | | Number of Shares pledged or otherwise encumbered | | Number of equity shares held in dematerialized form |
|----------|--------------------------------|-----------------------|---|--|--|------------------------|--|--|-------------|-------------------|-------------------------|---|---|----------------------------|---------------------------------|--|---------------------------------|---|
| | | | | | | | | No of Voting Rights | | | Total as a % of (A+B+C) | | | No. (a) | As a % of total Shares held (b) | No. (a) | As a % of total Shares held (b) | |
| | | | | | | | | Class:Equity | Class:cy | Total | | | | | | | | |
| (I) | (II) | (III) | (IV) | (V) | (VI) | (VII)=(IV)+(V)+(VI) | (VIII) | (IX) | | | | (X) | (XI)=(VII)+(X) | (XII) | | (XIII) | (XIV) | |
| (A) | Promoter & Promoter Group | 41 | 286057 | 0 | | 286057 | 7.15 | 286057 | | 286057.00 | 7.15 | 0 | 7.15 | 0 | | 0 | | 0 |
| (B) | Public | 2458 | 3713943 | 0 | | 3713943 | 92.85 | 3713943 | | 3713943.00 | 92.85 | 0 | 92.85 | 0 | | 0 | | 3216900 |
| (C) | Non Promoter- Non Public | | | | | 0 | | | | | | | | | | | | |
| (C1) | Shares underlying DRs | 0 | | | 0 | 0 | | 0 | | 0 | 0.00 | | | 0 | | 0 | | 0 |
| (C2) | Shares held by Employee Trusts | 0 | 00 | 0 | | 0 | 0.00 | 00 | | 0 | 0.00 | 0 | 0.00 | 0 | | 0 | | 0 |
| | Total | 2499 | 4000000 | 0 | 0 | 4000000 | 100.00 | 4000000 | 0.00 | 4000000.00 | 100.00 | 0 | 100.00 | 0 | 0.00 | 0 | 0.00 | 3216900 |

Table II - Statement showing shareholding pattern of the Promoter and Promoter Group

| Sl. No. | Category & Name of the Shareholders | Entity type i.e. promoter OR promoter group entity (except promoter) | PAN | No. of shareholder | No. of fully paid up equity shares held | Partly paid-up equity shares held | Nos. of shares underlying Depository Receipts | Total nos. shares held | Shareholding % calculated as per SCRR, 1957 As a % of (A+B+C2) | Number of Voting Rights held in each class of securities | | | No. of Shares Underlying Outstanding convertible securities (including Warrants) | Shareholding, as a % assuming full conversion of convertible securities (as a percentage of diluted share capital) as a % of A+B+C2 | Number of Locked in shares | | Number of Shares pledged or otherwise encumbered | | Number of equity shares held in dematerialized form |
|---------|--|--|------|--------------------|---|-----------------------------------|---|------------------------|--|--|---------|-------------------------------------|--|---|----------------------------|---------------------------------|--|----------------------------------|---|
| | | | | | | | | | | No of Voting Rights | | Total as a % of Total Voting rights | | | No. (a) | As a % of total Shares held (a) | No. (b) | As a % of total share s held (b) | |
| | | | | | | | | | | Class X | Class Y | | | | | | | | |
| | (i) | | (ii) | (iii) | (iv) | (v) | (vi) | (vii)=(iv)+(v)+(vi) | (viii) | (ix) | (x) | (xi)=(viii)+(x) | (xii) | (xiii) | (xiv) | (xv) | | | |
| 1 | Indian | | | | | | | | | | | | | | | | | | |
| (a) | Individual/Hindu Undivided Family | | | 41 | 286057 | 0 | 0 | 286057 | 7.15 | 286057 | 0 | 286057 | 7.15 | 0 | 7.15 | 0 | 0.00 | 0 | 0.00 |
| | JASMINE CHAHAL | | | | 31500 | 0 | | 31500 | 0.79 | 31500 | | 31500 | 0.79 | 0 | 0.79 | 0 | 0.00 | 0 | 0.00 |
| | DIVAS CHAHAL | | | | 31500 | 0 | | 31500 | 0.79 | 31500 | | 31500 | 0.79 | 0 | 0.79 | 0 | 0.00 | 0 | 0.00 |
| | SUKH PAL SINGH | | | | 20000 | 0 | | 20000 | 0.50 | 20000 | | 20000 | 0.50 | 0 | 0.50 | 0 | 0.00 | 0 | 0.00 |
| | MASTER HIMMAT SINGH | | | | 18700 | 0 | | 18700 | 0.47 | 18700 | | 18700 | 0.47 | 0 | 0.47 | 0 | 0.00 | 0 | 0.00 |
| | MASTER GURPREET CHAHAL | | | | 13000 | 0 | | 13000 | 0.33 | 13000 | | 13000 | 0.33 | 0 | 0.33 | 0 | 0.00 | 0 | 0.00 |
| | SUKHBI KAUER | | | | 12500 | 0 | | 12500 | 0.31 | 12500 | | 12500 | 0.31 | 0 | 0.31 | 0 | 0.00 | 0 | 0.00 |
| | PREETINDER KAUER | | | | 12500 | 0 | | 12500 | 0.31 | 12500 | | 12500 | 0.31 | 0 | 0.31 | 0 | 0.00 | 0 | 0.00 |
| | MASTER HARISHARAN SINGH | | | | 12500 | 0 | | 12500 | 0.31 | 12500 | | 12500 | 0.31 | 0 | 0.31 | 0 | 0.00 | 0 | 0.00 |
| | MOHINDER KAUR | | | | 12500 | 0 | | 12500 | 0.31 | 12500 | | 12500 | 0.31 | 0 | 0.31 | 0 | 0.00 | 0 | 0.00 |
| | CAPT NIRMALJEET SINGH | | | | 11901 | 0 | | 11901 | 0.30 | 11901 | | 11901 | 0.30 | 0 | 0.30 | 0 | 0.00 | 0 | 0.00 |
| | MASTER GURTEJ CHAHAL | | | | 10000 | 0 | | 10000 | 0.25 | 10000 | | 10000 | 0.25 | 0 | 0.25 | 0 | 0.00 | 0 | 0.00 |
| | HARI MOHINDER KAUR | | | | 7001 | 0 | | 7001 | 0.18 | 7001 | | 7001 | 0.18 | 0 | 0.18 | 0 | 0.00 | 0 | 0.00 |
| | TEJINDER KAUR | | | | 7001 | 0 | | 7001 | 0.18 | 7001 | | 7001 | 0.18 | 0 | 0.18 | 0 | 0.00 | 0 | 0.00 |
| | PARAMJEET KAUR | | | | 7001 | 0 | | 7001 | 0.18 | 7001 | | 7001 | 0.18 | 0 | 0.18 | 0 | 0.00 | 0 | 0.00 |
| | AMARINDER KAUR | | | | 7000 | 0 | | 7000 | 0.18 | 7000 | | 7000 | 0.18 | 0 | 0.18 | 0 | 0.00 | 0 | 0.00 |
| | TEJPAL SINGH | | | | 7000 | 0 | | 7000 | 0.18 | 7000 | | 7000 | 0.18 | 0 | 0.18 | 0 | 0.00 | 0 | 0.00 |
| | SIMARJEET GILL | | | | 6500 | 0 | | 6500 | 0.16 | 6500 | | 6500 | 0.16 | 0 | 0.16 | 0 | 0.00 | 0 | 0.00 |
| | HARPAL SINGH | | | | 6500 | 0 | | 6500 | 0.16 | 6500 | | 6500 | 0.16 | 0 | 0.16 | 0 | 0.00 | 0 | 0.00 |
| | DIDAR SINGH | | | | 6500 | 0 | | 6500 | 0.16 | 6500 | | 6500 | 0.16 | 0 | 0.16 | 0 | 0.00 | 0 | 0.00 |
| | H.D.SINGH (HUF) | | | | 5501 | 0 | | 5501 | 0.14 | 5501 | | 5501 | 0.14 | 0 | 0.14 | 0 | 0.00 | 0 | 0.00 |
| | GURCHARANAN SINGH | | | | 5000 | 0 | | 5000 | 0.13 | 5000 | | 5000 | 0.13 | 0 | 0.13 | 0 | 0.00 | 0 | 0.00 |
| | KIRANDEEP KAUR | | | | 4550 | 0 | | 4550 | 0.11 | 4550 | | 4550 | 0.11 | 0 | 0.11 | 0 | 0.00 | 0 | 0.00 |
| | MANBIR SANGHA | | | | 4000 | 0 | | 4000 | 0.10 | 4000 | | 4000 | 0.10 | 0 | 0.10 | 0 | 0.00 | 0 | 0.00 |
| | SUMEET KAUR | | | | 3900 | 0 | | 3900 | 0.10 | 3900 | | 3900 | 0.10 | 0 | 0.10 | 0 | 0.00 | 0 | 0.00 |
| | JASVINDER SINGH PUJJI | | | | 2600 | 0 | | 2600 | 0.07 | 2600 | | 2600 | 0.07 | 0 | 0.07 | 0 | 0.00 | 0 | 0.00 |
| | HARVINDER SINGH PUJJI | | | | 2600 | 0 | | 2600 | 0.07 | 2600 | | 2600 | 0.07 | 0 | 0.07 | 0 | 0.00 | 0 | 0.00 |
| | GLURBAX KAUR | | | | 2600 | 0 | | 2600 | 0.07 | 2600 | | 2600 | 0.07 | 0 | 0.07 | 0 | 0.00 | 0 | 0.00 |
| | S. RAJINDER SINGH | | | | 2200 | 0 | | 2200 | 0.06 | 2200 | | 2200 | 0.06 | 0 | 0.06 | 0 | 0.00 | 0 | 0.00 |
| | NARINDER PAL KAUR | | | | 2000 | 0 | | 2000 | 0.05 | 2000 | | 2000 | 0.05 | 0 | 0.05 | 0 | 0.00 | 0 | 0.00 |
| | MASTER ANJAN SINGH | | | | 1000 | 0 | | 1000 | 0.03 | 1000 | | 1000 | 0.03 | 0 | 0.03 | 0 | 0.00 | 0 | 0.00 |
| | MOHINDER _JT KAUR | | | | 1000 | 0 | | 1000 | 0.03 | 1000 | | 1000 | 0.03 | 0 | 0.03 | 0 | 0.00 | 0 | 0.00 |
| | COL. GLURBAX SINGH | | | | 1000 | 0 | | 1000 | 0.03 | 1000 | | 1000 | 0.03 | 0 | 0.03 | 0 | 0.00 | 0 | 0.00 |
| | SWARNAM SINGH | | | | 1000 | 0 | | 1000 | 0.03 | 1000 | | 1000 | 0.03 | 0 | 0.03 | 0 | 0.00 | 0 | 0.00 |
| | S. PRABHAJEET SINGH | | | | 1000 | 0 | | 1000 | 0.03 | 1000 | | 1000 | 0.03 | 0 | 0.03 | 0 | 0.00 | 0 | 0.00 |
| | JASBINDER SINGH | | | | 1000 | 0 | | 1000 | 0.03 | 1000 | | 1000 | 0.03 | 0 | 0.03 | 0 | 0.00 | 0 | 0.00 |
| | JASPA SINGH | | | | 1000 | 0 | | 1000 | 0.03 | 1000 | | 1000 | 0.03 | 0 | 0.03 | 0 | 0.00 | 0 | 0.00 |
| | SARDAR SATNAM SINGH | | | | 1000 | 0 | | 1000 | 0.03 | 1000 | | 1000 | 0.03 | 0 | 0.03 | 0 | 0.00 | 0 | 0.00 |
| | JAWANT SINGH | | | | 1000 | 0 | | 1000 | 0.03 | 1000 | | 1000 | 0.03 | 0 | 0.03 | 0 | 0.00 | 0 | 0.00 |
| | NARMAN KAUR | | | | 1000 | 0 | | 1000 | 0.03 | 1000 | | 1000 | 0.03 | 0 | 0.03 | 0 | 0.00 | 0 | 0.00 |
| | MANMOHAN SINGH | | | | 1 | 0 | | 1 | 0.00 | 1 | | 1 | 0.00 | 0 | 0.00 | 0 | 0.00 | 0 | 0.00 |
| | MANJIT SINGH | | | | 1 | 0 | | 1 | 0.00 | 1 | | 1 | 0.00 | 0 | 0.00 | 0 | 0.00 | 0 | 0.00 |
| (b) | Central Government/State Government(s) | | | 0 | 0 | 0 | 0 | 0 | 0.00 | 0 | 0 | 0 | 0.00 | 0 | 0.00 | 0 | 0.00 | 0 | 0.00 |
| (c) | Financial Institutions/Banks | | | 0 | 0 | 0 | 0 | 0 | 0.00 | 0 | 0 | 0 | 0.00 | 0 | 0.00 | 0 | 0.00 | 0 | 0.00 |
| (d) | Any Other (Specify) | | | 0 | 0 | 0 | 0 | 0 | 0.00 | 0 | 0 | 0 | 0.00 | 0 | 0.00 | 0 | 0.00 | 0 | 0.00 |
| | Sub Total (A1)1 | | | 41 | 286057 | 0 | 0 | 286057 | 7.15 | 286057 | 0 | 286057 | 7.15 | 0 | 7.15 | 0 | 0.00 | 0 | 0.00 |
| 2 | Foreign | | | 0 | 0 | 0 | 0 | 0 | 0.00 | 0 | 0 | 0 | 0.00 | 0 | 0.00 | 0 | 0.00 | 0 | 0.00 |
| (a) | Individual/Non Resident Individual/Foreign Individual | | | 0 | 0 | 0 | 0 | 0 | 0.00 | 0 | 0 | 0 | 0.00 | 0 | 0.00 | 0 | 0.00 | 0 | 0.00 |
| (b) | Government | | | 0 | 0 | 0 | 0 | 0 | 0.00 | 0 | 0 | 0 | 0.00 | 0 | 0.00 | 0 | 0.00 | 0 | 0.00 |
| (c) | Institutions | | | 0 | 0 | 0 | 0 | 0 | 0.00 | 0 | 0 | 0 | 0.00 | 0 | 0.00 | 0 | 0.00 | 0 | 0.00 |
| (d) | Foreign Portfolio Investor | | | 0 | 0 | 0 | 0 | 0 | 0.00 | 0 | 0 | 0 | 0.00 | 0 | 0.00 | 0 | 0.00 | 0 | 0.00 |
| (e) | Any Other (Specify) | | | 0 | 0 | 0 | 0 | 0 | 0.00 | 0 | 0 | 0 | 0.00 | 0 | 0.00 | 0 | 0.00 | 0 | 0.00 |
| | Sub Total (A1)2 | | | 0 | 0 | 0 | 0 | 0 | 0.00 | 0 | 0 | 0 | 0.00 | 0 | 0.00 | 0 | 0.00 | 0 | 0.00 |
| | Total Shareholding of Promoter and Promoter Group (A1)+(A1)2 | | | 41 | 286057 | 0 | 0 | 286057 | 7.15 | 286057 | 0 | 286057 | 7.15 | 0 | 7.15 | 0 | 0.00 | 0 | 0.00 |

Table IV - Statement showing shareholding pattern of the Non Promoter- Non Public shareholder

| | Category & Name of the Shareholders | PAN | No. of shareholder | No. of fully paid up equity shares held | Partly paid-up equity shares held | Nos. of shares underlying Depository Receipts | Total no. shares held | Shareholding % calculate d as per SCRR, 1957 As a % of (A+B+C2) | Number of Voting Rights held in each class of securities | | | | No. of Shares Underlying Outstanding convertible securities (including Warrants) | Total shareholding , as a % assuming full conversion of convertible securities (as a percentage of diluted share capital) | Number of Locked in shares | | Number of Shares pledged or otherwise encumbered | | Number of equity shares held in dematerialized form (Not Applicable) | | |
|----|--|------|--------------------|---|-----------------------------------|---|-----------------------|---|--|---------|-------|-------------------------------------|--|---|----------------------------|-----------------------------|--|--|--|------|---|
| | | | | | | | | | No of Voting Rights | | | Total as a % of Total Voting rights | | | No. | As a % of total Shares held | No. (Not applicable) | As a % of total shares held (Not applicable) | | | |
| | | | | | | | | | Class X | Class Y | Total | | | | | | | | | | |
| | (i) | (ii) | (iii) | (iv) | (v) | (vi) | (vii)=(iv)+(v)+(vi) | (viii) | (ix) | | | | (x) | (xi)= (vii)+(x) | (xii) | | (xiii) | | (xiv) | | |
| C1 | Custodian/DR Holder | | 0 | 0 | 0 | 0 | 0 | 0 | 0 | 0 | 0 | 0 | 0 | 0 | 0 | 0.00 | 0 | 0.00 | 0 | 0.00 | 0 |
| C2 | Employees Benefit Trust (Under SEBI (Share Based Employee Benefit Regulation 2014) | | 0 | 0 | 0 | 0 | 0 | 0 | 0 | 0 | 0 | 0 | 0 | 0 | 0 | 0.00 | 0 | 0.00 | 0 | 0.00 | 0 |
| | Total Non Promoter Non Public Shareholding (C)= (C)(1)+(C)(2) | | 0 | 0 | 0 | 0 | 0 | 0 | 0 | 0 | 0 | 0 | 0 | 0 | 0 | 0.00 | 0 | 0.00 | 0 | 0.00 | 0 |

Table V - Statement Showing Details of Significant beneficial Owners (SBOs)

| Sr .No. | Details of the SBO | | | Details of the Registered Owner | | | Details of Holding/ exercise of right of the SBO in the reporting company, Whether direct or Indirect | | | Date of creation / acquisition of significant beneficial interest | |
|---------|--------------------|--|-------------|---------------------------------|--|-------------|---|--|---|---|--------|
| | (I) | | | (II) | | | (III) | | | | (IV) |
| | Name | PAN/Passport No. in case of a foreign national | Nationality | Name | PAN/Passport No. in case of a foreign national | Nationality | Whether by Virtue of : | | | | |
| | | | | | | | Shares | | % | | |
| | | | | | | | Voting Rights | | % | | |
| | | | | | | | Rights of distributable dividend or any other distribution | | % | | |
| | | | | | | | Exercise of control | | | | |
| | | | | | | | Exercise of significant influence | | | | |
| | | | | | | | | | | | |
| | | | | | | | | | | | |
| | | | | | | | | | | | |
| | | | | | | | | | | | |
| | | | | | | | | | | | |

* In case the nature of the holding/ exercise of the right of a SBO falls under multiple categories specified under (a) to (e) under Column III, multiple rows for the same SBO shall be insertedaccordingly for each of the categories.

* This column shall have the details as specified by the listed entity under Form No. BEN-2 as submitted to the Registrar.

Annexure B

Table VI - Statement showing foreign ownership limits

| | Board approved limits | Limits utilized |
|--|------------------------------|------------------------|
| As on shareholding date | | |
| As on the end of previous 1st quarter | | |
| As on the end of previous 2nd quarter | | |
| As on the end of previous 3rd quarter | | |
| As on the end of previous 4th quarter | | |

| (l) | Bodies Corporates | | | | | | | | | |
|-------|-------------------|--|------------|------------|--------------|---------|-------------|------------|------|---------------------------------|
| Sr.No | Pan Number | Name of Shareholders | FP -Shares | PP- Shares | Total Shares | %age | Nom.Value | Debentures | Code | Category |
| 1 | AAACN0535G | SOBHAGYA-NEW ERA LEASING AND FINANCE LIMITED-PREFERENTIAL AL | 2640000 | 0 | 2640000 | 66.0000 | 26400000.00 | 0 | B4L | LTD - BODIES CORPORATE-OTHERS |
| 2 | AADCT4991K | TOPLINK PROJECTS PRIVATE LIMITED | 360000 | 0 | 360000 | 9.0000 | 3600000.00 | 0 | B4L | LTD - BODIES CORPORATE-DOMESTIC |
| 3 | Not Available | MITPAN INVEBTMENT CO.PVT.LTD. | 200 | 0 | 200 | 0.0050 | 2000.00 | 0 | B4L | LTD - BODIES CORPORATE DOMESTIC |
| 4 | Not Available | CHADHA MOTOR TPT.CO.(P)LTD. | 100 | 0 | 100 | 0.0025 | 1000.00 | 0 | B4L | LTD - BODIES CORPORATE DOMESTIC |
| | Total | | | | 3000300 | 75.0075 | 30003000 | 0 | | |

| (m3) HUF | | | | | | | | | | |
|-----------------|-------------------|-------------------------------|-------------------|-------------------|---------------------|-------------|------------------|-------------------|-------------|--------------------------|
| Sr.No | Pan Number | Name of Shareholders | FP -Shares | PP- Shares | Total Shares | %age | Nom.Value | Debentures | Code | Category |
| 1 | AA YHS6120B | SAURABH SANGAL HUF | 35500 | 0 | 35500 | 0.8875 | 355000.00 | 0 | B4M3 | HUF - HUF /APOS |
| 2 | AAQHS0327A | SHATANAND SHARMA & SONS (HUF) | 35500 | 0 | 35500 | 0.8875 | 355000.00 | 0 | B4M3 | HUF - RESIDENT HUF /APOS |
| 3 | AACHH9172E | HARI BHUSHAN AND SONS HUF | 35500 | 0 | 35500 | 0.8875 | 355000.00 | 0 | B4M3 | HUF - RESIDENT HUF /APOS |
| 4 | Not Available | KEWAL KHANNA HUF | 100 | 0 | 100 | 0.0025 | 1000.00 | 0 | B4M3 | HUF - RESIDENT HUF /APOS |
| | Total | | | | 106600 | 2.665 | 1066000 | 0 | | |

| Individual Shareholders Holding Nominal Share Capital Above Rs. 2 Lac | | | | | | | | | | |
|--|---------------|----------------------|------------|------------|--------------|--------|-----------|------------|------|--|
| Sr.No | Pan Number | Name of Shareholders | FP -Shares | PP- Shares | Total Shares | %age | Nom.Value | Debentures | Code | Category |
| 1 | CLMPS4814D | BUDDHAN SINGH | 35800 | 0 | 35800 | 0.8950 | 358000 | 0 | B4G | PUB - RESIDENT INDIAN |
| 2 | AGEPK0307J | DEEPAK KANSAL | 35500 | 0 | 35500 | 0.8875 | 355000 | 0 | B4G | PUB - RESIDENT ORDINARY |
| 3 | AAMPJ1117D | ANIL KUMAR JAIN | 35500 | 0 | 35500 | 0.8875 | 355000 | 0 | B4G | PUB - RESIDENT INDIVIDUAL-NEGATIVE NOMINATIONS |
| 4 | Not Available | ANIL JAIN | 35500 | 0 | 35500 | 0.8875 | 355000 | 0 | B4G | PUB - RESIDENT INDIAN |
| | Total | | | | 142300 | 3.5575 | 1423000 | 0 | | |

NEW ERA LEASING AND FINANCE LIMITED

DISTRIBUTION OF 4000000 EQUITY SHARE CAPITAL AS ON :30/06/2023

PAN CONSOLIDATION

| Share or Debenture holding Nominal Value (Rs.) | Number of Shareholders | % to Total Numbers | Share or Debenture holding Amount (Rs.) | % to Total Amount |
|---|------------------------|--------------------|--|-------------------|
| 1 | 2 | 3 | 4 | 5 |
| Up To 5,000 | 2391 | 95.68 | 3646520.00 | 9.12 |
| 5001 To 10,000 | 56 | 2.24 | 430430.00 | 1.08 |
| 10001 To 20,000 | 6 | 0.24 | 91000.00 | 0.23 |
| 20001 To 30,000 | 7 | 0.28 | 180000.00 | 0.45 |
| 30001 To 40,000 | 2 | 0.08 | 79000.00 | 0.20 |
| 40001 To 50,000 | 2 | 0.08 | 95500.00 | 0.24 |
| 50001 To 1,00,000 | 15 | 0.60 | 1098540.00 | 2.75 |
| 1,00,000 and Above | 20 | 0.80 | 34379010.00 | 85.95 |
| Total | 2499 | 100.00 | 40000000.00 | 100.00 |

| PAN CONSOLIDATION | | | | |
|-----------------------------|------------------------|--------------------|-------------------------|---------------|
| No. of Shares or Debentures | Number of Shareholders | % to Total Numbers | Share or Debenture Held | % to Holding |
| 1 | 2 | 3 | 4 | 5 |
| Up To 500 | 2391 | 95.68 | 364652.00 | 9.12 |
| 501 To 1000 | 56 | 2.24 | 43043.00 | 1.08 |
| 1001 To 2000 | 6 | 0.24 | 9100.00 | 0.23 |
| 2001 To 3000 | 7 | 0.28 | 18000.00 | 0.45 |
| 3001 To 4000 | 2 | 0.08 | 7900.00 | 0.20 |
| 4001 To 5000 | 2 | 0.08 | 9550.00 | 0.24 |
| 5001 To 10000 | 15 | 0.60 | 109854.00 | 2.75 |
| 10000 and Above | 20 | 0.80 | 3437901.00 | 85.95 |
| Total | 2499 | 100.00 | 4000000.00 | 100.00 |

| WITHOUT PAN CONSOLIDATION | | | | |
|---|------------------------|--------------------|--|-------------------|
| Share or Debenture holding Nominal Value (Rs.) | Number of Shareholders | % to Total Numbers | Share or Debenture holding Amount (Rs.) | % to Total Amount |
| 1 | 2 | 3 | 4 | 5 |
| Up To 5,000 | 2391 | 95.68 | 3646520.00 | 9.12 |
| 5001 To 10,000 | 56 | 2.24 | 430430.00 | 1.08 |
| 10001 To 20,000 | 6 | 0.24 | 91000.00 | 0.23 |
| 20001 To 30,000 | 7 | 0.28 | 180000.00 | 0.45 |
| 30001 To 40,000 | 2 | 0.08 | 79000.00 | 0.20 |
| 40001 To 50,000 | 2 | 0.08 | 95500.00 | 0.24 |
| 50001 To 1,00,000 | 15 | 0.60 | 1098540.00 | 2.75 |
| 1,00,000 and Above | 20 | 0.80 | 34379010.00 | 85.95 |
| Total | 2499 | 100.00 | 40000000.00 | 100.00 |

| WITHOUT PAN CONSOLIDATION (SHARES) | | | | |
|------------------------------------|------------------------|--------------------|----------------------------|-------------------------|
| No. of Shares or Debentures | Number of Shareholders | % to Total Numbers | Share or Debenture Holding | % to Total Shareholding |
| 1 | 2 | 3 | 4 | 5 |
| Up To 500 | 2391 | 95.68 | 364652.00 | 9.12 |
| 501 To 1000 | 56 | 2.24 | 43043.00 | 1.08 |
| 1001 To 2000 | 6 | 0.24 | 9100.00 | 0.23 |
| 2001 To 3000 | 7 | 0.28 | 18000.00 | 0.45 |
| 3001 To 4000 | 2 | 0.08 | 7900.00 | 0.20 |
| 4001 To 5000 | 2 | 0.08 | 9550.00 | 0.24 |
| 5001 To 10000 | 15 | 0.60 | 109854.00 | 2.75 |
| 10000 and Above | 20 | 0.80 | 3437901.00 | 85.95 |
| Total | 2499 | 100.00 | 4000000.00 | 100.00 |